

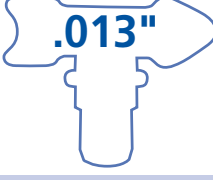
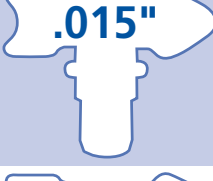

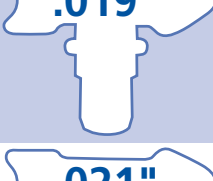




WHAT TIP SIZE SHOULD I USE?

TIP SIZE		COATING MATERIAL
 .011"	Light	Light - Stain, Sealer, Polyurethane, Varnish
 .013"	Light/Medium	Light/Medium - Stain, Sealer, Latex Paint, Oil-based Paint, Enamels
 .015"	Medium	Medium - Latex Paint, Oil-based Paint, Floor Enamels
 .017"	Medium/Heavy	Medium/Heavy - Latex Paint, Oil-based Paint, Some Latex Primers, All Oil-based Primers, Barn & Fence Paints
 .019"	Heavy	Heavy - Some Latex Primers, All Oil-based Primers, Some Elastomerics
 .021"	Extra Heavy	Extra Heavy - Block Filler, Specialty Coatings

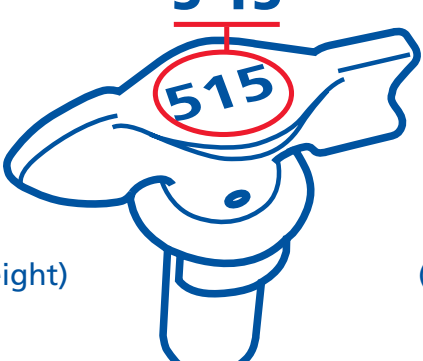
HOW TO DETERMINE TIP SIZE:

5

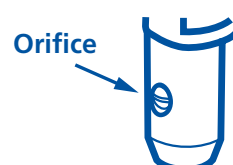


Spray
Pattern

5 15



15







Orifice

Double first number for minimum height of spray pattern (2 x 5 = 10" height)

Last two numbers indicate orifice size in thousandths of an inch (515 = .015" orifice)

SL107001AV 4/03

DATE: 4/03	DESCRIPTION: Tip Size/Coating Chart	MODEL #: SL107001AV
COLORS: 2  PMS 485 Red  Campbell Blue	Fonts: Frutiger Black Frutiger Bold Frutiger Bold Italic Frutiger Roman Frutiger Ultra Black	Size: 11"   17"