

**ARMY TECHNICAL
MANUAL**

TM 5-6115-332-24P

**AIR FORCE
TECHNICAL ORDER**

TO-35C2-3-424-24

TECHNICAL MANUAL

ORGANIZATIONAL, INTERMEDIATE (FIELD), DIRECT
SUPPORT AND GENERAL SUPPORT, MAINTENANCE
REPAIR PARTS AND SPECIAL TOOLS LIST (INCLUDING
DEPOT MAINTENANCE REPAIR PARTS AND
SPECIAL TOOLS)

**GENERATOR SET, GASOLINE ENGINE:
AIR COOLED, 5 KW, AC, 120/240 V
SINGLE PHASE, 120/208V 3 PHASE
SKID MOUNTED, TUBULAR FRAME
(LESS ENGINE) MILITARY DESIGN**

DOD MODEL	HERTZ	NSN
MEP-017A	60	6115-00-017-8240
MEP-022A	400	6115-00-017-8241

PUBLISHED UNDER THE
AUTHORITY OF THE DEPARTMENTS
OF THE ARMY AND AIR FORCE

1 MAY 1986

CHANGE
NO. 3

HEADQUARTERS
DEPARTMENTS OF THE ARMY AND AIR FORCE
WASHINGTON, D.C., 30 SEPTEMBER 1996

Organizational, Intermediate (Field), Direct Support and General Support,
Maintenance Repair Parts and Special Tools List
(Including Depot Maintenance Repair Parts and Special Tools)

**GENERATOR SET, GASOLINE ENGINE:
AIR COOLED, 5 KW, AC, 120/240V
SINGLE PHASE, 120/208V 3 PHASE
SKID MOUNTED, TUBULAR FRAME
(LESS ENGINE) MILITARY DESIGN**

DOD MODEL	HERTZ	NSN
MEP-017A	60	6115-00-017-8240
MEP-022A	400	6115-00-017-8241

DISTRIBUTION STATEMENT A: Approved for public release; distribution is unlimited

TM 5-6115-332-24P/TO 35C2-3-424-24, 1 May 1986, is changed as follows:


1. Supersession notice was inadvertently omitted from cover.
2. Remove and insert pages as indicated below. New or changed text material is indicated by a vertical bar in the margin. An illustration change is indicated by a miniature pointing hand.

Remove pages	Insert pages
i and ii	i and ii
19 and 20/(21 blank)	19 and 20/(21 blank)
45 and 46/(47 blank)	45 and 46/(47 blank)
59 and 60	59 and 60
69 and 70	69 and 70
71 through 76	71 through 76
-----	76.1 through 76.3/(76.4 blank)

3. Retain this sheet in front of manual for reference purposes.

TM 5-6115-332-24P
TO 35C2-3-424-24
C3

By Order of the Secretaries of the Army, and the Air Force:

Official: 
JOEL B. HUDSON
*Administrative Assistant to the
Secretary of the Army*
02583

DENNIS J. REIMER
*General, United States Army
Chief of Staff*

RONALD R. FOGELMAN
*General, USAF
Chief of Staff*

HENRY VICCELLIO, JR.
*General, USAF
Commander, Air Force Materiel Command*

DISTRIBUTION:

To be distributed in accordance with DA Form 12-25-E, block no. 0890, requirements for TM 5-6115-332-24P.

CHANGE

HEADQUARTERS,
DEPARTMENTS OF THE ARMY AND AIR FORCE
WASHINGTON, D. C., 11 February 1991

NO. 2

Organizational, Intermediate (Field), Direct Support and General Support,
Maintenance Repair Parts and Special Tools List
(Including Depot Maintenance Repair Parts and Special Tools)

GENERATOR SET, GASOLINE ENGINE:
AIR COOLED, 5 KW, AC, 120/240V
SINGLE PHASE, 120/208V 3 PHASE
SKID MOUNTED, TUBULAR FRAME
(LESS ENGINE) MILITARY DESIGN

DOD MODEL	HERTZ	NSN
MEP-017A	60	6115-00-017-8240
MEP-022A	400	6115-00-017-8241

Approved for public release; distribution is unlimited

TM 5-6115-332-24P, 1 May 1986, is changed as follows:

1. Remove and insert pages as indicated below. New or changed text material is indicated by a vertical bar in the margin. An illustration change is indicated by a miniature pointing hand.

Remove pages	Insert pages
11 and 12	11 and 12
15 and 16	15 and 16
17 through 20/(21 blank)	17 through 20/(21 blank)
23 and 24/(25 blank)	23 and 24/(25 blank)
27 and 28/(29 blank)	27 and 28/(29 blank)
31 through 34/(35 blank)	31 through 34/(35 blank)
37 and 38	37 and 38
41 and 42/(43 blank)	41 and 42/(43 blank)
48 through 54/(55 blank)	48 through 54/(55 blank)
59 through 62/(63 blank)	59 through 62/(63 blank)
69 through 72	69 through 72
- - -	72.1/(72.2 blank)
73 through 80	73 through 80

2. Retain this sheet in front of manual for reference purposes.

TM 5-6115-332-24P

TO-35C2-3-424-24

C 2

By Order of the Secretaries of the Army and Air Force:

CARL E. VUONO

*General, United States Army
Chief of Staff*

Official:

THOMAS F. SIKORA

*Brigadier General, United States Army
The Adjutant General*

MERRILL A. McPEAK

*General USAF
Chief of Staff*

Official:

CHARLES C. McDONALD

*General, USAF
Commander, Air Force Logistics Command*

DISTRIBUTION:

To be distributed in accordance with DA Form 12-25E, (qty rqr block no. 0890)

CHANGE }
NO. 1 }

HEADQUARTERS
DEPARTMENT OF THE ARMY
WASHINGTON, D. C., 29 May 1987

Organizational, Intermediate (Field), Direct
Support and General Support, Maintenance
Repair Parts and Special Tools List (Including
Depot Maintenance Repair Parts and Special Tools)

GENERATOR SET, GASOLINE ENGINE:
AIR COOLED, 5 KW, AC, 120/240V
SINGLE PHASE, 120/208V 3 PHASE
SKID MOUNTED, TUBULAR FRAME
(LESS ENGINE) MILITARY DESIGN

DOD MODEL	HERTZ	NSN
MEP-017A	60	6115-00-017-8240
MEP-022A	400	6115-00-017-8241

TM 5-6115-332-24P/T0-35C2-3-424-24, 1 May 1986, is changed as follows:

1. Remove and insert pages as indicated below. New or changed text material is indicated by a vertical bar in the margin. An illustration change is indicated by a miniature pointing hand.

Remove pages	Insert pages
✓ 15 through 20	15 through 20
✓ 22	22
✓ 23 and 24	23 and 24
✓ 33 and 34	33 and 34
✓ 36 through 38	36 through 38
✓ -----	38.2 through 38.4
✓ 40	40
✓ 48	48
✓ 51 through 54	51 through 54
✓ 59 through 62	59 through 62
✓ 65 and 66	65 and 66
✓ 73 through 79/80	73 through 79/80

2. Retain this sheet in front of manual for reference purposes.

By Order of the Secretaries of the Army, and the Air Force:

Official:

R. L. DILWORTH
Brigadier General, United States Army
The Adjutant General

JOHN A. WICKHAM, JR.
General, United States Army
Chief of Staff

Official:

EARL T. O'LOUGHLIN
General, USAF, Commander, Air Force
Logistics Command

CHARLES A. GABRIEL, General USAF
Chief of Staff

DISTRIBUTION:

To be distributed in accordance with DA Form 12-25A, Unit, Direct Support and General Support Maintenance requirements for Generator Set, Gas Driven, Tactical, Skid Mounted, 120/240, 1PH, 120/208V, 3 PH, 5KW, (60 HZ: MEP-017A; 400 HZ: MEP-002A)

HEADQUARTERS
 DEPARTMENTS OF THE ARMY AND AIR FORCE
 WASHINGTON, D.C., 1 May 1986

**ORGANIZATIONAL, INTERMEDIATE (FIELD), DIRECT SUPPORT AND GENERAL SUPPORT,
 MAINTENANCE REPAIR PARTS AND SPECIAL TOOLS LIST
 (INCLUDING DEPOT MAINTENANCE REPAIR PARTS AND SPECIAL TOOLS)**

**GENERATOR SET, GASOLINE ENGINE:
 AIR COOLED, 5 KW, AC, 120/240 V SINGLE PHASE, 120/208 V 3 PHASE SKID MOUNTED,
 TUBULAR FRAME (LESS ENGINE) MILITARY DESIGN**

DOD MODEL	HERTZ	NSN
MEP-017A	60	6115-00-017-8240
MEP-022A	400	6115-00-017-8241

REPORTING ERRORS AND RECOMMENDING IMPROVEMENTS

You can help improve this manual. If you find any mistakes, or if you know of a way to improve these procedures, please let us know. Mail your letter or DA Form 2028 (Recommended Changes to Publications and Blank Forms), or DA Form 2028-2 located in the back of this manual directly to: Commander, US Army Aviation and Troop Command, ATTN: AMSAT-I-MP, 4300 Goodfellow Blvd., St. Louis, MO 63120-1798. You may also submit your recommended changes by E-mail directly to <mpmt%avma28@st-louis-emh7.army.mil>. A reply will be furnished directly to you. Instructions for sending an electronic 2028 may be found at the back of this manual immediately preceding the hard copy 2028.

DISTRIBUTION STATEMENT A: Approved for public release; distribution is unlimited

TABLE OF CONTENTS

		Page	Figure
Section I	INTRODUCTION	1	
II	REPAIR PARTS LIST	9	
Group 01	ENGINE		
	Engine	8	1
	Oil Drain	10	2
	Muffler	12	3
02	FUEL SYSTEM		
	Fuel Tank and Fittings	14	4
	Fuel Valve and Fittings	16	5
03	ELECTRICAL SYSTEM		
	Guard, Battery and Covers	18	6
	Slave Receptacle and Cables	22	7

*This manual supersedes TM 5-6115-332-24P, 30 September 1976, including all changes.

TABLE OF CONTENTS - Continued

		Page	Figure
04	CONTROL BOX ASSEMBLY		
	Control Box, Transformer and Capacitor	26	8
	Instrument Panel	30	9
	Selector Switch, Converter and Receptacle	36	10
	Circuit Breaker and Terminal Board	40	11
	Relay Panel	44	12
	Voltage Regulator (Model MEP-023A)	48	13
	Regulator PWB (Model MEP-023A)	52	14
Group 05	GENERATOR ASSEMBLY		
	Engine and Generator Brackets	56	15
	Generator	58	16
06	FRAME ASSEMBLY		
	Tool Box And Brackets	64	17
	Skid, Frame Drip Pan	68	18
07	DATA PLATES.....		
	Data Plates.....	70	19
08	FIRE EXTINGUISHER	71	
09	BULK MATERIEL.....	71	
Section III	SPECIAL TOOLS LIST (Not Applicable)	72	
IV	NATIONAL STOCK NUMBER AND PART NUMBER INDEX	73	

SECTION I

INTRODUCTION

1. SCOPE

This joint Army and Air Force manual lists repair parts and special tools, required for the performance of organizational, intermediate (field), direct and general support and depot maintenance of the Generator set. The following paragraphs are keyed to applicable users. All users should read paragraph 4, Special Information prior to using this manual.

NOTE

(Army) Repair parts listed represent those authorized for use at indicated maintenance levels and will be requisitioned on an "as required" basis until stockage is justified by demand in accordance with AR 710-2.

2. GENERAL

This Repair Parts and Special Tools List is divided into the following sections:

a. (ALL) Repair Parts - Section II. A list of repair parts is authorized for the performance of maintenance at the organizational, intermediate (field), direct support, general support and depot level in figure and item number sequence.

b. (ALL) Special Tools, Test and Support Equipment - Section III. A list of special tools, test and support equipment authorized for the performance of maintenance at the organizational, intermediate (field), direct support, general support and depot level (Not applicable).

c. National Stock Number and Reference Number Index - Section IV. A list of National Stock Numbers in ascending numerical sequence followed by a list of reference numbers appearing in all the listings, in ascending alpha-numeric sequence, cross-referenced to the illustration figure number and items number.

3. EXPLANATION OF COLUMNS

The following provides an explanation of columns in the tabular lists in Sections II and III.

a. (ALL) Illustration. (Column 1) this column is divided as follows:

(1) Figure number. (Column 1a) indicates the figure number of the illustration on which the item is shown.

(2) Item number. (Column 1 b) indicates the callout number used to reference the item on the illustration.

b. (ALL) Source, Maintenance, and Recoverability Codes (SMR), (Column 2).

(1) Uniform Source Codes applicable to all Military Services. GENERAL: Source codes are assigned to support items to indicate the manner of acquiring support items for maintenance, repair, or overhaul of end items. Source codes are entered in the first and second positions of the Uniform SMR Code format as follows:

<u>Code</u>	<u>Definition</u>
PA	Item procured and stocked for anticipated or known usage.
PB	Item procured and stocked for insurance purposes because essentiality dictates that a minimum quantity be available in the supply system.
PC	Item procured and stocked and which otherwise would be coded PA except that it is deteriorative in nature. Support item, excluding support equipment, procured for initial issue or outfitting and stocked only for subsequent or additional initial issues or outfittings. Not subject to automatic replenishment.
PE	Support equipment procured and stocked for initial issue or outfittings to specified maintenance repair activities.
PG	Item procured and stocked to provide for sustained support for the life of the equipment. It is applied to an item peculiar to the equipment which because of probable discontinuance or shutdown of production facilities would prove uneconomical to reproduce at a later time.
KD	An item of depot overhaul/repair kit and not purchased separately. Depot kit defined as a kit that provides items required the time of overhaul or repair.
KF	An item of a maintenance kit and not purchased separately. Maintenance kit defined as a kit that provides an item that can be replaced at organizational or intermediate levels of maintenance.
KB	Item included in both a depot overhaul/repair kit and a Maintenance kit.
MO	Item to be manufactured or fabricated at organizational level.
MF	Item to be manufactured or fabricated at intermediate maintenance levels. Air Force - Intermediate (*) Army - Direct Support (*)
MH	Item to be manufactured or fabricated at intermediate maintenance levels. Air Force - Intermediate (*) Army - General Support (*)
MD	Item to be manufactured or fabricated at depot maintenance level.

<u>Code</u>	<u>Definition</u>
A O	Item to be assembled at organizational level.
A F	Item to be assembled at intermediate maintenance levels. Air Force -Intermediate (*) Army - Direct Support (*)
A H	Item to be assembled at intermediate maintenance levels. Air Force - Intermediate (*) Army - General Support (*)
A D	Item to be assembled at depot maintenance levels.
X A	Item is not procured or stocked because the requirements for the item will result in the replacement of the next higher assembly.
X B	Item is not procured or stocked. If not available through salvage, requisition.
X C	Installation drawings, diagram, instructions sheet, field service drawing, that is identified by manufacturer part number.

NOTE

For USAF and the USA Safeguard Program, only Code "F" will be used to denote intermediate maintenance. On joint programs use of either code F or H by the joining service will denote intermediate maintenance USAF and the USA Safeguard program.

(2) Uniform Maintenance Codes applicable to all Military Services: GENERAL: Maintenance Codes are assigned to indicate the levels of maintenance authorized to USE and REPAIR support Items. The maintenance codes are in the third and fourth position of the Uniform SMR Code Format.

(a) USE (THIRD POSITION): The maintenance code entered in the third position indicates the lowest level maintenance level authorized to remove, replace, and use the support item. The maintenance code entered in the third position indicates one of the following levels of maintenance.

<u>Code</u>	<u>Application/Explanation</u>
O	Support item is removed, replaced, used at the organizational level of maintenance.
F	Support item is removed, replaced, used at the following intermediate levels: USAF - Intermediate (*) USA - Direct Support (*)
H	support item is removed, replaced, used at the following intermediate levels: USAF - Intermediate (*) USA - General Support (*)

NOTE

For USAF and the USA Safeguard Program, only Code "F" will be used to denote intermediate maintenance. On joint programs use of either code F or H by the joining service will denote intermediate maintenance USAF and the USA Safeguard program.

<u>Code</u>	<u>Application/Explanation</u>
D	Support items that are removed, replaced, used at depot only: USAF - Depot, Mobile Depot and Specialized Repair Activity USA - Depot, Mobile Depot and Specialized Repair Activity

(b) REPAIR (FOURTH POSITION): The maintenance code entered in the fourth position indicates whether the item is to be repaired and identifies the lowest maintenance level with the capacity to perform complete repair (i.e., all authorized maintenance functions).

<u>Code</u>	<u>Application/Explanation</u>
O	The lowest maintenance level capable of complete repair of the support item is the organizational level.
F	The lowest maintenance level capable of complete repair of the support item is the following intermediate level: USAF - Intermediate (*) USA - Direct Support (*)
H	The lowest maintenance level capable of complete repair of the support item is the following intermediate level: USAF - Intermediate (*) USA - General Support (*)

NOTE

For USAF and the USA Safeguard Program, only Code "F" will be used to denote intermediate maintenance. On joint programs use of either code F or H by the joining service will denote intermediate maintenance USAF and the USA Safeguard program.

D	The lowest maintenance level capable of complete repair of the support item is the depot level. USAF - Depot, Mobile Depot and Specialized Repair Activity USA - Depot, Mobile Depot and Specialized Repair Activity
L	Repair restricted to designated Specialized Repair Activity.
Z	Nonreparable. No repair is authorized.

<u>Code</u>	<u>Application/Explanation</u>
B	No repair is authorized. The item may be reconditioned by adjusting, lubricating, etc., at the user level. No parts or special tools are procured for the maintenance of this item.

(3) Uniform recoverability codes applicable to all Military Services: GENERAL: Recoverability codes are assigned to support items to indicate the disposition action on unserviceable items. The recoverability code is entered in the fifth position of the Uniform SMR code Format as follows:

<u>Recoverability Codes</u>	<u>Definition</u>
Z	Nonreparable item. When unserviceable, condemn and dispose at the level indicated in column 3.
O	Reparable item. When uneconomically repairable, condemn and dispose at organizational level.
F	Reparable item. When uneconomically repairable, condemn and dispose at the following intermediate levels: USAF - Intermediate (*) USA - Direct Support (*)
H	Reparable item. When uneconomically repairable, condemn and dispose at the following levels: USAF - Intermediate (*) USA - General Support (*)

NOTE

For USAF and the USA Safeguard Program, only Code "F" will be used to denote intermediate maintenance. On joint programs use of either code F or H by the joining service will denote intermediate maintenance USAF and the USA Safeguard program.

D	Reparable item. When beyond lower level repair capability, return to depot. Condemnation and disposal not authorized below depot level.
L	Reparable item. Repair, condemnation and disposal not authorized below depot/Specialized Repair Activity level.
A	Item requires special handling or condemnation procedures because of specific reasons (i.e., precious metal content, high-dollar value, critical material or hazardous material). Refer to appropriate manuals/directives for specific instructions.

d. (ALL) National Stock Number (Column 4). Indicates the National Stock Number assigned to the item and will be used for requisitioning purposes.

e. (ALL) Description, (Column 5). Indicates the Federal item name and any additional description of the item required. The abbreviation "w/e" when used as part of the nomenclature, indicates the National Stock Number, includes all armament, equipment, accessories and repair parts issued with the item. A part number or other reference number is followed by the applicable five digit Federal Supply Codes for Manufacturer. If two reference numbers and Federal Supply Codes for manufacturer are listed, the first listing refers to the Department of Defense Drawing Number, the second listing refers to the actual part manufacturer. Items that are included in kits and sets are listed below the name of the kit or set with the quantity of each item in the kit or set indicated in the quantity incorporated in unit column.

f. (ALL) Unit of Measure (U/M), (Column 6). A two character alphabetic abbreviation indicating the amount or quantity of the item upon which the allowances are based, e.g., ft, ea, pr, etc.

g. (ALL) Quantity Incorporated in Unit, (Column 7). Indicates the quantity of the item used in the assembly group. A "V" appearing in this column in lieu of a quantity indicates that a definite quantity cannot be indicated (e. g., shims, spacers, etc.).

4. SPECIAL INFORMATION

a. Usable on codes are shown in the description column. Uncoded items are applicable to all models and/or serial number range. Identification of the usable codes used in this publication are:

Code	<u>Used On</u>
A	Model MEP-017A-NSN6115-00-017-8240
B	Model MEP-022A-NSN6115-00-017-8241

b. Army Organizational Maintenance personnel will extract the items which they require from Section II, 3rd or 4th position of column 2 of the Direct and General Support RPSTL. Parts which are manufactured or assembled at a higher level than that authorized to install the part are indicated by the use of higher level code in the source column.

c. Stockage Information. (Army) The basis of issue for authorized tools, test and support equipment is the number of end items of equipment supported and the number of maintenance personnel allocated to perform the required maintenance operations as follows:

(such as, soldering iron per five MOS284.1 supporting 1-15 Radio Set AN/ARC-51).

d. Air Force Stockage information is contained in Initial Supply Support Lists issued separately from this publication by SMAMA in accordance with ARM-67-1, part 1, Chapter 12.

e. Army Stockage is demand based in accordance with AR 710-2. Repair parts listed in this publication represent those authorized for use at indicated maintenance levels and will be requisitioned on an as-required basis until stockage is justified in accordance with AR 710-2.

5. HOW TO LOCATE REPAIR PARTS

a. (ALL) When National Stock Number or Reference Number is Unknown:

(1) First. Using the table of contents, determine the functional group, i.e., batteries and related parts, exhaust and breather pipes, within which the repair part belongs. This is necessary since illustrations are prepared for functional groups, and listings are divided into the same groups.

(2) Second. Find the illustration covering the functional group to which the repair part belongs.

(3) Third. Identify the repair parts on the illustration and note the illustration figure and item number of the repair part.

(4) Fourth. Using the Repair Parts Listing, find the figure and item number noted on the illustration.

b. (ALL) When National Stock Number or Reference Number is known:

(1) First. Using the index of National Stock Numbers and Reference Numbers find the pertinent National Stock Number or Reference Number. The index is in ascending NSN sequence followed by a list of reference numbers in alpha-numeric sequence, cross-referenced to the illustration figure number and item number.

(2) After finding the figure and item number, locate the figure and item number in the repair parts list.

6. ABBREVIATIONS

Abbreviations	Explanation	Abbreviations	Explanation
ac	alternating current	lg	long (length)
amp	amperage	mtg	mounting(s)
ANPT	Aeronautical National Taper Pipe Threads	No	Number(s)
awg	American wire gage	NPN	no part number
cap	capacity	NPTF	National Taper Pipe Fine (Thread)
dc	direct current	NSN	National stock number
deg	degree(s)	od	outside diameter
ea	each	ohms	ohmmeter
ext	external	s q	square
ft	foot (feet)	stl	steel
gal	gallon(s)	thd	thread(ed)
hd	head	thk	thickness)
hy	heavy	unc	Unified course thread
id	inside diameter	unf	Unified fine thread
in	inch(es)	var	variable
int	internal	v	volt(s)
kw	kilowatt(s)	w/	with

7. REPORTING OF ERRORS

You can help to improve this manual by calling attention to errors and by recommending improvements. Your letter, DA Form 2028 (Recommended Changes to Publications), and/or DaForm 2028-2 (Recommended Changes to Equipment Technical Manuals), may be used. Copies of DA Form 2028-2 are attached in the back of the manual for your use. Please mail your recommended changes directly to:

a. Army DA Form 2028, direct to: Commander, U.S. Army Troop Support Command, ATTN: AMSTR-MCTS, 4300 Goodfellow Blvd., St. Louis, MO 63120-1798. A reply will be furnished directly to you.

b. Air Force AFTO Form 22 in accordance with T.O.00-5-1, direct to: Commander, Sacramento Air Material Area, ATTN: MMEDT, McClellan AFB, California 95652.

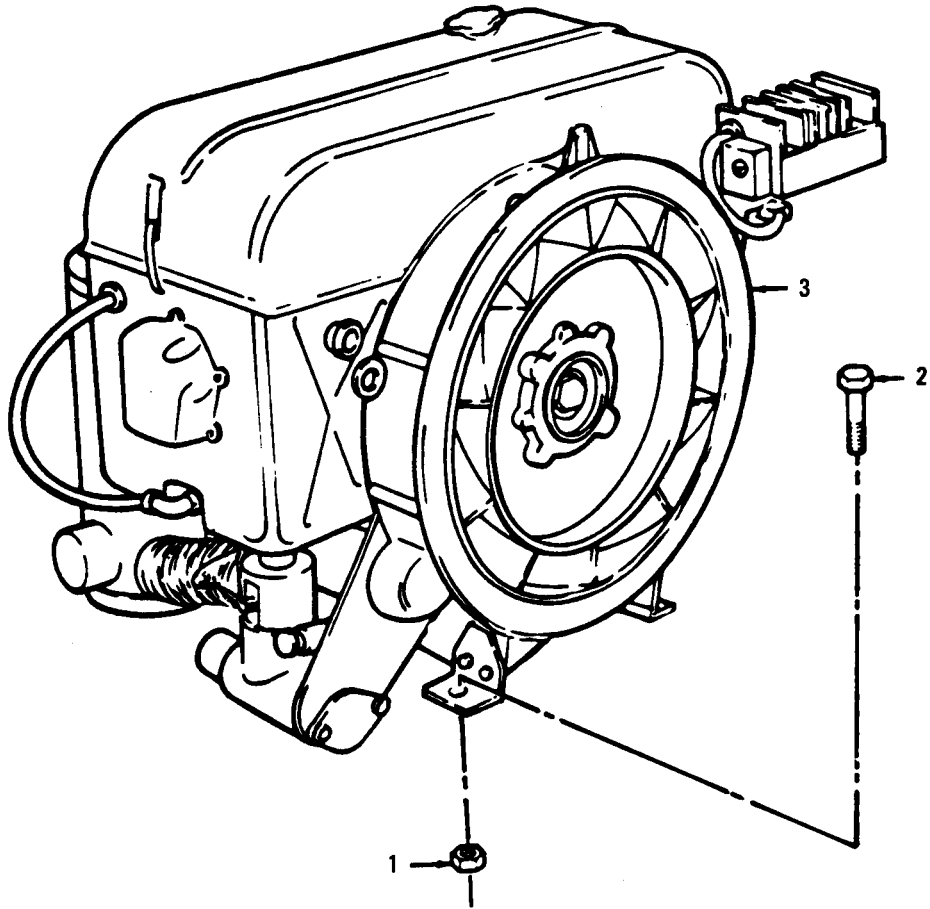


Figure 1. Engine

SECTION II REPAIR PARTS LIST

(1) ILLUSTRATION		(2) SMR CODE				(3)			(4)	(5)	(6)	(7)	(8)
A	B	A	B	C	D	A	B	NATIONAL	DESCRIPTION	USABLE		QTY	USMC
FIG.	ITEM	ARMY	AIR	NAVY	USMC	SSI	REPL	STOCK	REF NUMBER & MFR CODE	ON	U/M	INC	QTY
NO.	NO.		FORCE				FACTOR	NUMBER		CODE		IN	PER
												UNITS	EQUIP
									GROUP 01-ENGINE				
1	1	PAFZZ	PAFZZ					5310-00-851-2682	NUT, PLAIN, HEXAGON ENGINE MTG MS35691-17 96906		EA		1
1	2	PAFZZ	PAFZZ					5305-00-269-3213	SCREW, CAP, HEXAGON ENGINE MTG MS90725-62 96906		EA		1
1	3	PAFHH	PAFDD					2805-00-872-5971	ENGINE GASOLINE (FOR REPAIR PARTS REFER TO TM 5-2805-258-24P) 13208E0500MARK3 97403		EA		1

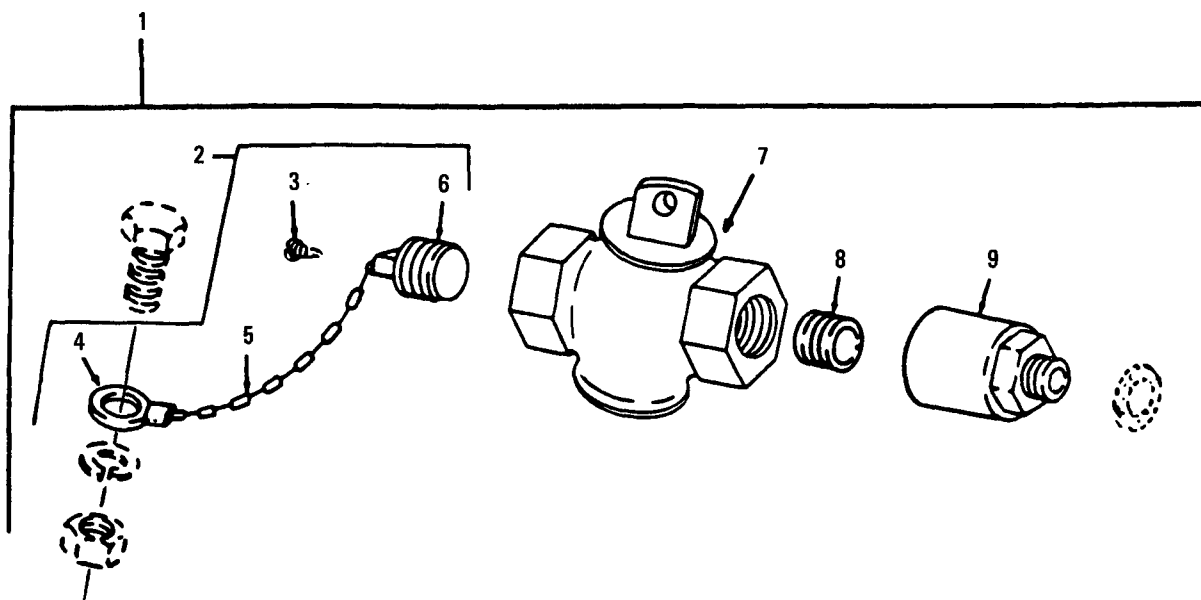


Figure 2. Oil Drain

(1) ILLUSTRATION		(2) SMR CODE				(3)		(4)	(5)	(6)	(7)	(8)
A	B	A	B	C	D	A	B	NATIONAL STOCK NUMBER	DESCRIPTION	USABLE ON CODE	QTY INC IN UNITS	USMC QTY PER EQUIP
FIG. NO.	ITEM NO.	ARMY	AIR FORCE	NAVY	USMC	SSI	REPL FACTOR		REF NUMBER & MFR CODE			
2	1	PBOZZ	APFZZ						DRAIN ASSEMBLY, OIL 102B592 44940		EA 1	
2	2	PAOZZ	PAOZZ					5365-00-522-1880	CAP PROTECTIVE, DUST, OIL DRAIN 13211E6744 97403		EA 1	
2	3	PAOZZ	PAOZZ					5305-00-253-5621	SCREW, DRIVE, PLUG CHAIN MS2131830 96906		EA 1	
2	4	PAOZZ	PAOZZ					5940-00-114-1314	TERMINAL LUG, PLUG CHAIN MS20659-129 96906		EA 1	
2	5	PAOZZ	XBOZZ					4010-00-554-8661	CHAIN, WELDLESS, PLUGHOLDING, 14 LINKS MS17311-1 96906		EA 1	
2	6	PAOZZ	PAOZZ					4730-00-289-5176	PLUG, PIPE, OIL DRAIN WNP471STYLED 81348		EA 1	
2	7	PAOZZ	PAOZZ					4820-00-136-1085	COCK, PLUG, OIL DRAIN 13211E6742 97403		EA 1	
2	8	PAOZZ	PAOZZ					4730-00-121-5937	NIPPLE, PIPE, OIL DRAIN WVN351TYPEICLASSA 81348		EA 1	
2	9	PAOZZ	PAOZZ					4730-00-253-0631	ADAPTER, STRAIGHT, PIPE 13211E6741 97403		EA 1	

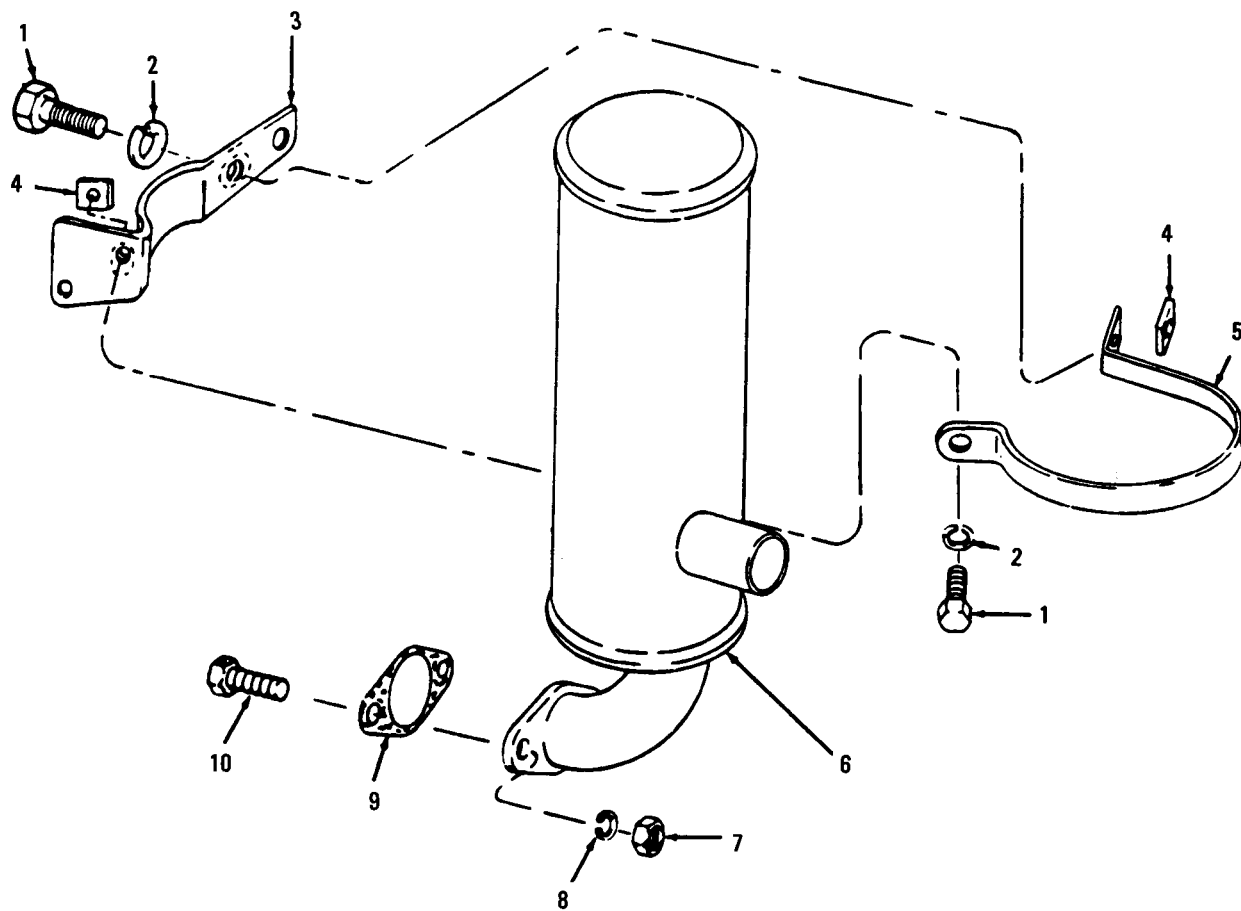


Figure 3. Muffler

(1)		(2)		(3)		(4)		(5)		(6)	(7)	(8)
ILLUSTRATION		SMR CODE		USMC		NATIONAL STOCK		DESCRIPTION		USABLE	QTY	USMC
A	B	A	B	C	D	A	B	REF NUMBER & MFR CODE	ON	INC	PER	QTY
FIG. NO.	ITEM NO.	ARMY	AIR FORCE	NAVY	USMC	SSI	REPL FACTOR		CODE	U/M	UNITS	EQUIP
3	1	PAOZZ	PAOZZ					5305-00-068-0502	SCREW, CAP, HEXAGON HEAD MS90725-6 96906	EA	2	
3	2	PAOZZ	PAOZZ					5310-00-045-4007	WASHER, LOCK MS35338-44 96906	EA	2	
3	3	XBOZZ	XBOZZ					2805-00-226-7763	BRACKET, MUFFLER 13211E6746 97403	EA	1	
3	4	PAOZZ	PAOZZ					5310-00-392-0860	NUT, PLAIN, WELDING 2113 76871	EA	2	
3	5	PAOZZ	MFFZZ					5340-00-103-8813	CLAMP, LOOP 13211E6747 97403	EA	1	
3	6	PAOZZ	PAOZZ					2990-00-065-8586	MUFFLER, EXHAUST (USE SPARK ARRESTER KIT NSN 2990-01-032-0757, AS REQUIRED) 13211E6745 97403	EA	1	
3	7	PAOZZ	PAOZZ					5310-00-732-0558	NUT, PLAIN, HEXAGON MUFFLER MTG MS51967-8 96906	EA	2	
3	8	PAOZZ	PAOZZ					5310-00-637-9541	WASHER, LOCK, MUFFLER MTG MS35338-46 96906	EA	2	
3	9	PAOZZ	PAOZZ					5330-00-056-8066	GASKET, MUFFLER 13211E6773 97403	EA	1	
3	10	PAOZZ	PAOZZ					5305-00-269-3213	SCREW, CAP, HEXAGON HEAD, MUFFLER MTG MS90725-62 96906	EA	2	
3		PAOZZ	PAOZZ					2990-01-032-0757	KIT, SPARK ARRESTER, (USED IN PLACE OF MUFFLER, NSN 2990-00-065-8586 WHEN REQUIRED) 13215E4086 97403	EA	1	
									ARRESTER, SPARK, EXHAUST 13215E4091 97403	EA	1	
									INSTRUCTION SHEET FOR KIT 13215E4087 97403	EA	1	
									STRAP, SPARK, ARRESTER 13215E4092 97403	EA	1	
									GASKET, MUFFLER 13211E6773 97403	EA	1	
									SCREW, CAP: HEX, HD, STEEL, 1/4-20, 5/8 IN. LG. MS90725-5 96906	EA	2	
									WASHER, LOCK: 1/4 IN. SCREW SIZE MS35338-44 96906	EA	2	
									SCREW, CAP: HEX D, 3/8-16 UNC-2A, 1 1/4 IN. LG. MS90725-62 96906	EA	2	
									WASHER, LOCK: 3/8 IN. SCREW SIZE MS35338-46 96906	EA	2	
									NUT, PLAIN: HEX, 3/8-16 UNC-2B MS51967-8 96906	EA	2	

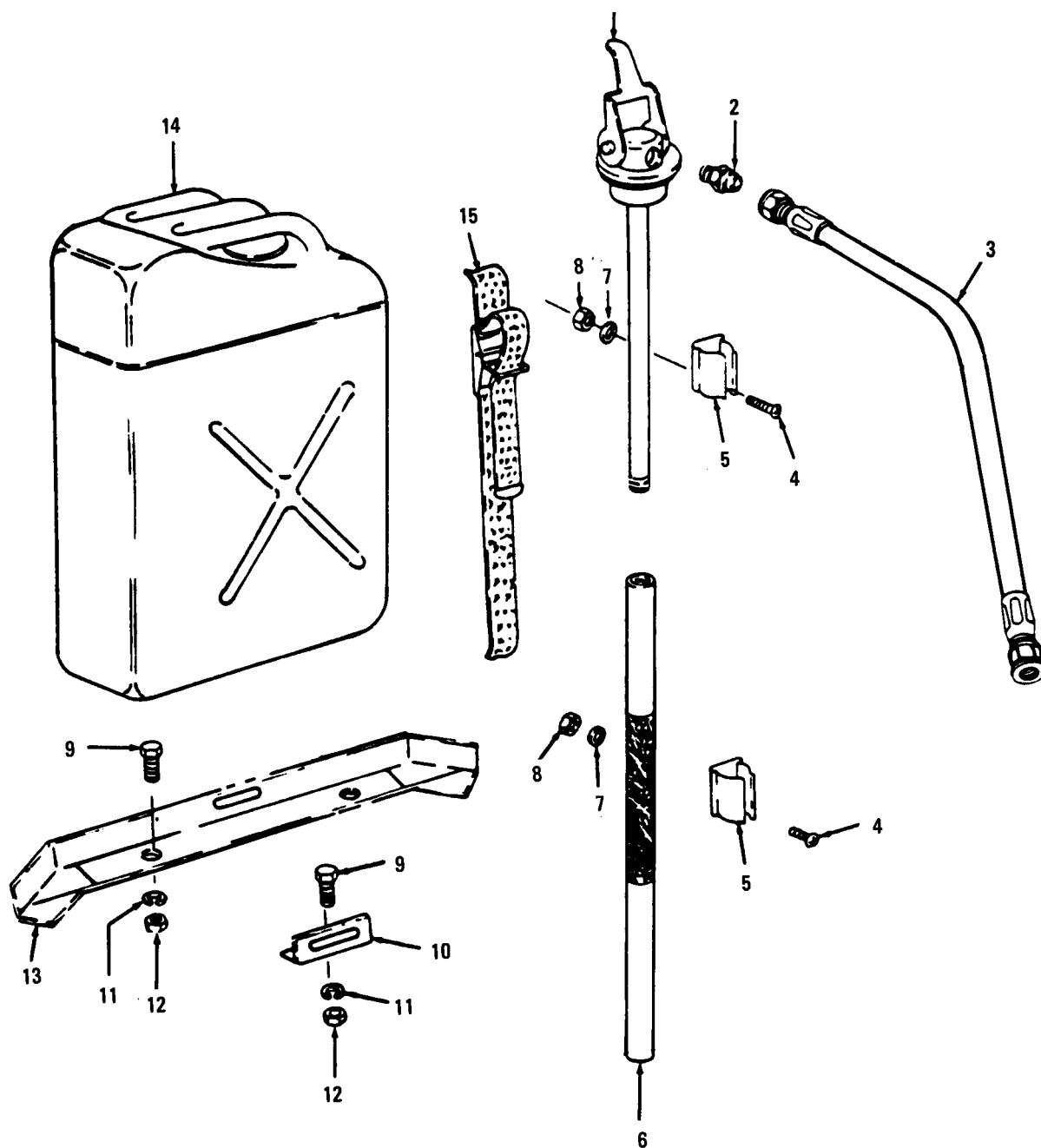


Figure 4. Fuel Tank and Fittings

(1) ILLUSTRATION		(2) SMR CODE				(3)			(4)	(5)	(6)	(7)	(8)
A	B	A	B	C	D	A	B	NATIONAL STOCK NUMBER	DESCRIPTION	USABLE ON CODE	U/M	QTY INC IN UNITS	USMC QTY PER EQUIP
FIG. NO.	ITEM NO.	ARMY	AIR FORCE	NAVY	USMC	SSI	REPL FACTOR		REF NUMBER & MFR CODE				
									GROUP 02 - FUEL SYSTEM				
4	1	PAOZZ	PAOZZ					2910-00-066-1235	ADAPTER CONTAINER, GAS CAN 13211E7541 97403		EA	1	
4	2	PAOZZ	PAOZZ					4730-00-277-5115	ADAPTER, STRAIGHT, PIPE 5/16 IN. OD TUBE X 1/4 ANPT X 1/2-20 UNF-3A, STL AN816-5-4 88044		EA	1	
4	3	PAOZZ	AFFZZ					2910-00-066-1234	HOSP ASSEMBLY, FUEL SELECTOR VALVE TO GAS CAN MS28741-5-0354 96906		EA	1	
4	4	PAOZZ	PAOZZ					5305-00-989-7435	SCREW, MACHINE, EXTENSION CLIP MTG MS35207-264 96906		EA	4	
4	5	PAOZZ	XBOZZ					5340-00-016-2365	CLIP, SPRING TENSION, EXTENSION TUBE MTG 13211E4889-2 97403		EA	2	
4	6	PAOZZ	XBOZZ					4710-00-597-8731	ADAPTER, EXTENSION, GAS CAN 13211E7542 97403		EA	1	
4	7	PAOZZ	PAOZZ					5310-00-045-3296	WASHER, LOCK, EXTENSION CLIP MTG MS35338-43 96906		EA	4	
4	8	PAOZZ	PAOZZ					5310-00-934-9751	NUT, FLAIN, HEXAGON, FUEL EXTENSION CLIP MS35650-302 96906		EA	4	
4	9	PAOZZ	PAOZZ					5306-00-225-8498	BOLT, MACHINE, GAS CAN BRACKET MTG MS90725-33 96906		EA	3	
4	10	PAOZZ	XBOZZ					5340-01-136-5618	BRACKET, OUTER, GAS CAN MTG 13211E6728 97403		EA	1	
4	11	PAOZZ	PAOZZ					5310-00-407-9566	WASHER, LOCK, GAS CAN BRACKET MTG MS35338-45 96906		EA	3	
4	12	PAOZZ	PAOZZ					5310-00-880-774	NUT, FLAIN, HEXAGON, GAS CAN BRACKET MTG MS51967-5 96906		EA	3	
4	13	PAOZZ	XBOZZ					5340-00-162-4037	BRACKET, ANGLE, GAS CAN MTG 13211E6729 97403		EA	1	
4	14	PAOZZ	PAOZZ					7240-00-222-3088	CAN, GASOLINE, MILITARY, 5 GAL. CAP. MILC1283 81349		EA	1	
4	15	PAOZZ	PAOZZ					5340-00-914-7303	STRAP, WEBBING, GAS CAN MTG 13212E3613 97403		EA	1	
4		PAOZZ	PAOZZ					5340-00-988-1162	CLAMP, LOOP 13211E6996 97403		EA	1	
4		PAOZZ	PAOZZ					5365-00-402-5125	GASKET NPN 19099		EA	1	
4		PAOZZ	PAOZZ					5310-00-408-2561	WASHER, FLAT 13211E7547 97403		EA	1	

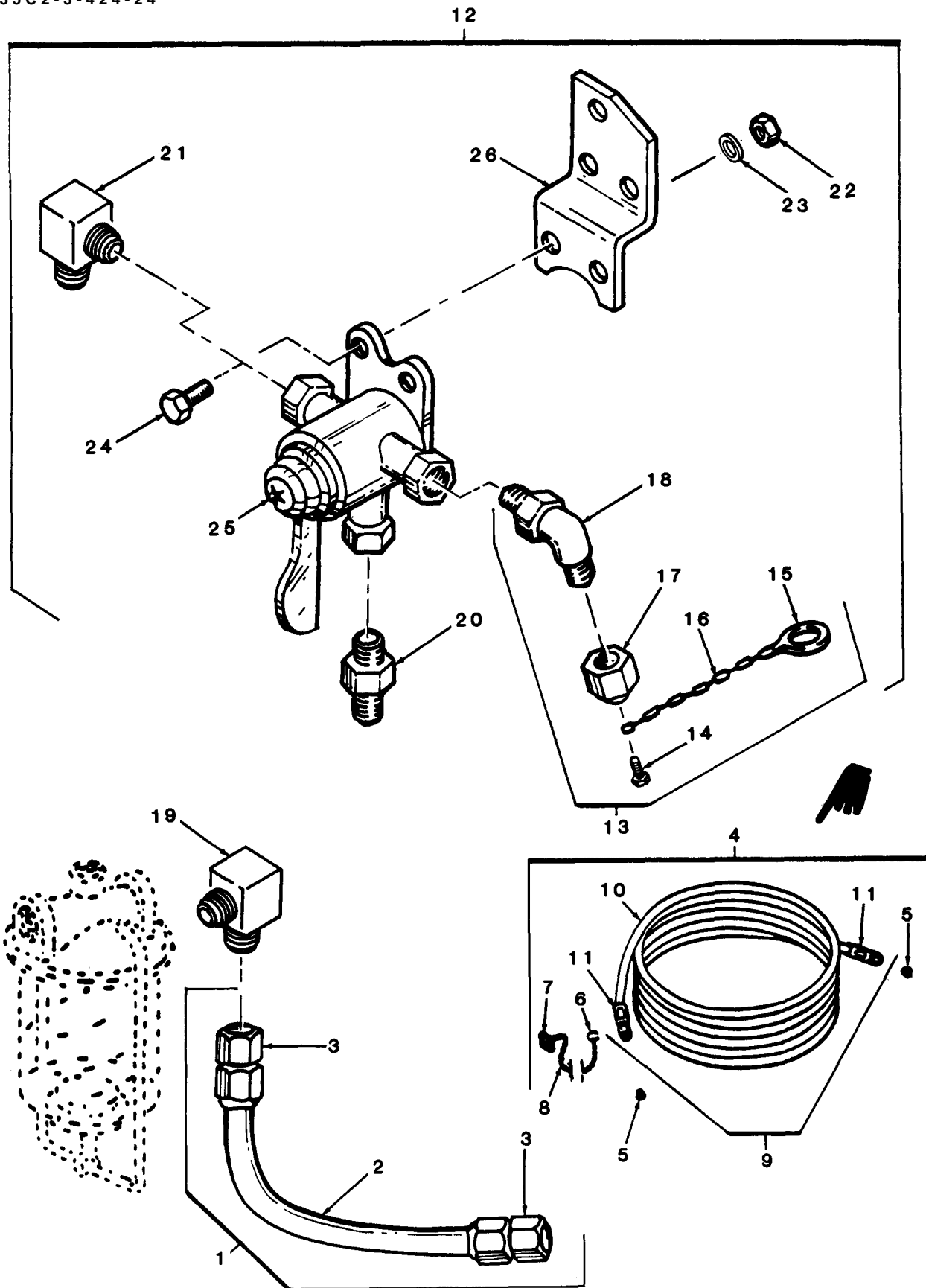


Figure 5. Fuel Valve and Fittings

(1)		(2)		(3)				(4)	(5)	(6)	(7)	(8)
ILLUSTRATION		SMR CODE		USMC				NATIONAL	DESCRIPTION		QTY	USMC
A	B	A	B	C	D	A	B	STOCK		USABLE	INC	QTY
FIG.	ITEM	ARMY	AIR	NAVY	USMC	SSI	REPL	NUMBER	REF NUMBER & MFR CODE	ON	IN	PER
NO.	NO.		FORCE				FACTOR			CODE	UNITS	EQUIP
5	1	MOOOO	AFFZZ					2990-00-066-1233	HOSE ASSEMBLY, FUEL FILTER TO FUEL PUMP MS28741-5-0434 96906	EA	1	
5	2	PAOZZ						4720-00-289-9197	HOSE, RUBBER MILH8794-5 81349	FT	4	29
5	3	PAOZZ						4730-00-842-2201	FITTING, HOSE MS24587-5 96906	EA	2	4
5	4	AOOOO	AFFZZ					4720-00-021-3320	HOSE ASSEMBLY, NONMETALLIC, FUEL AUXILIARY, 25 FT. LG. S94B9007105-2992 61498 69-668 30554	EA	1	1
5	5	PAOZZ						5340-01-086-2049	PLUG, PROTECTIVE MS50118-F6 81349	EA	2	2
5	6	PAOZZ							RING, RETAINING 518-0369 44940	EA	1	1
5	7	PAOZZ						4730-00-421-3209	UNION 824HFB08 30327 502-1452 44940	EA	1	1
5	8	PAOZZ						4010-01-145-4658	CHAIN MS17311-1 96906 RR-C-271 81348	FT	5	
5	9	MOOOO						4720-01-215-0816	HOSE ASSEMBLY, FUEL MS28741-5-2992 96906	EA	1	1
5	10	PAOZZ						4720-00-289-9197	HOSE, RUBBER MILH8794-5 81349	FT	25	29
5	11	PAOZZ						4730-00-842-2201	FITTING HOSE MS24587-5 96906	EA	2	4
5	12	AOOZZ	AFFZ					2910-01-116-7101	VALVE AND FILTER ASSEMBLY, FUEL 13211E6748 97403	EA	1	
5	13	PAOZZ	PAOZZ					4730-00-950-8827	CAP, TUBE 13211E6751 97403	EA	1	
5	14	PAOZZ	XAOZZ					5305-00-253-5621	SCREW, DRIVE, CHAIN MTG MS21318-30 96906	EA	1	
5	15	PAOZZ	XAOZZ					5940-00-113-9825	TERMINAL LUG, CHAIN ATTACHING MS20659-141 96906	EA	1	
5	16	PAOZZ	XAOZZ					4010-00-554-8661	CHAIN, WELDLESS, FUEL VALVE CAP MS17311-1 96906	EA	1	
5	17	PAOZZ	XAOZZ					4730-00-950-8831	CAP, VALVE, FUEL 13211E6752 97403	EA	1	
5	18	PAOZZ	PAOZZ					4730-00-930-5355	ELBOW, PIPE TO TUBE, FUEL HOSE 13211E6753 97403	EA	1	
5	19	PAOZZ	PAOZZ					4730-00-278-4681	ELBOW, PIPE TO TUBE, FILTER TO GAS CAN MS20822-5-4B 96906	EA	1	
5	20	PAOZZ	PAOZZ					4730-00-640-6330	REDUCER, PIPE, VALVE 13218E0098-12 97403	EA	1	
5	21	PAOZZ	PAOZZ					4730-00-231-5634	ELBOW, PIPE TO TUBE, VALVE MS20822-5B 96906	EA	1	
5	22	PAOZZ	PAOZZ					5310-00-761-6882	NUT, PLAIN, HEXAGON, VALVE MTG MS51967-2 96906	EA	2	
5	23	PAOZZ	PAOZZ					5310-00-045-4007	WASHER, LOCK, VALVE, MTG MS35338-44 96906	EA	2	
5	24	PAOZZ	PAOZZ					5305-00-068-0502	SCREW, CAP, HEXAGON HEAD, VALVE MTG MS90725-6 96906	EA	2	
5	25	PAOZZ	PAOZZ					4820-00-930-6624	VALVE, FUEL, 3 WAY EPAL34-96749 79470	EA	1	
5	26	PAOZZ	XBOZZ					2910-00-236-6280	BRACKET, FUEL VALVE MTG 13211E6749 97403	EA	1	

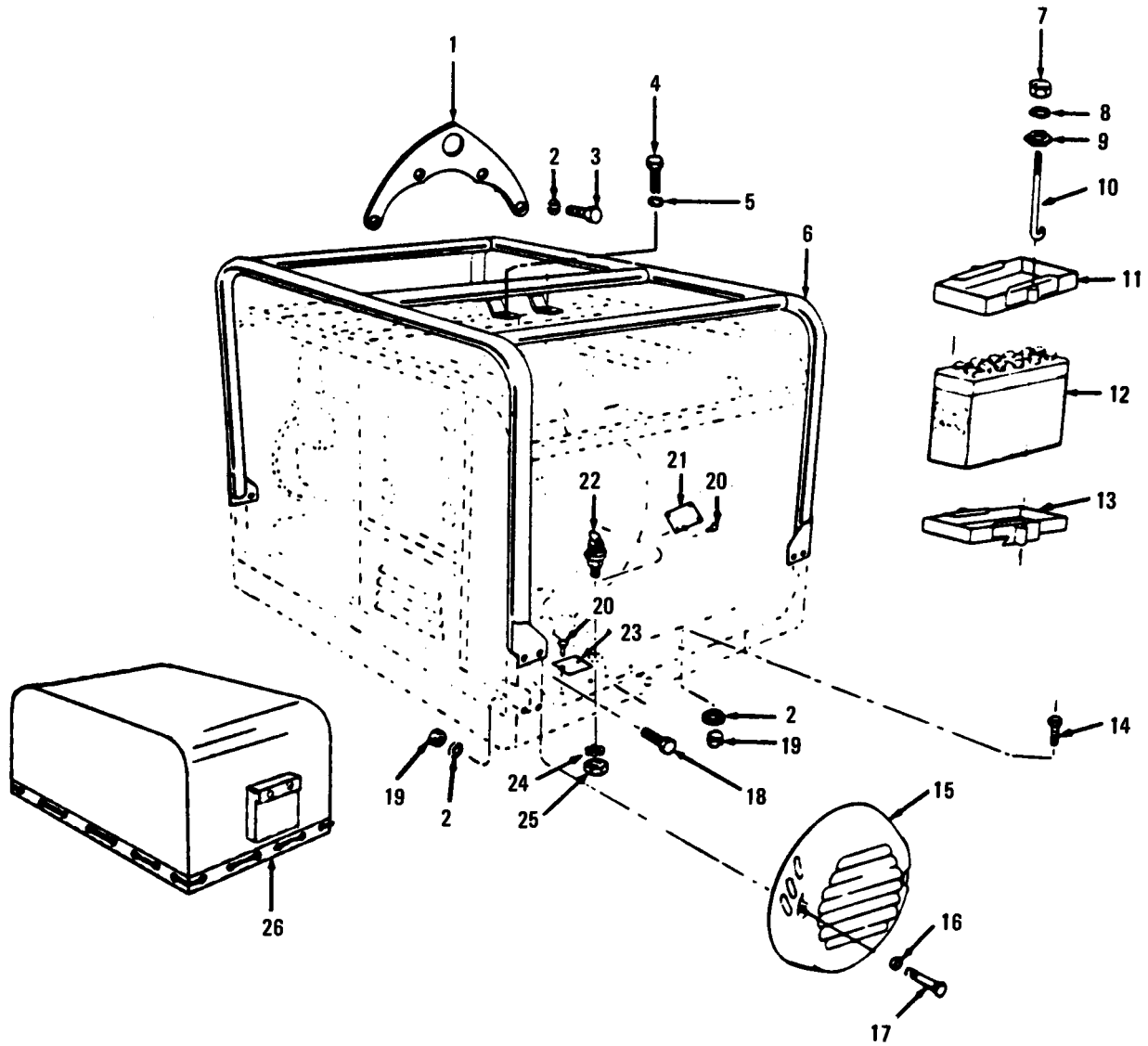


Figure 6. Guard, Battery and Covers

(1) ILLUSTRATION		(2) SMR CODE				(3) USMC		(4) NATIONAL STOCK NUMBER	(5) DESCRIPTION	(6)	(7)	(8)
a	b	a	b	c	d	a	b		USABLE ON CODE	U/M	QTY INC IN UNITS	USMC QTY PER EQUIP
FIG NO.	ITEM NO.	ARMY	AIR FORCE	NAVY	USMC	SSI	REPL FACTOR	REF NUMBER & MFR CODE				
									GROUP 03 - ELECTRICAL SYSTEM			
6	1	XBOZZ	XBOZZ					6115-00-781-4255	BRACKET. LIFTING 13211E6837 97403	EA	1	
6	2	PAOZZ	PAOZZ					5310-00-407-9566	WASHER. LOCK, 5/16 IN SCREW SIZE MS35338-45 96906	EA	13	
6	3	PAOZZ	PAOZZ					5306-00-018-0087	BOLT. MACHINE, LIFTING BRACKET MTG MS90725-40 96906	EA	4	
6	4	PAOZZ	PAOZZ					5305-00-942-2196	SCREW, CAP, HEXAGON HEAD, GUARD TO ENGINE MS90725-60 96906	EA	1	
6	5	PAOZZ	PAOZZ					5314-00-637-9541	WASHER. LOCK, GUARD TO ENGINE SCREW MS35338-46 96906	EA	1	
6	6	XBOZZ	XBOZZ					6115-00-764-4623	GUARD, MECHANICAL 13211E6768 97403	EA	1	
6	7	PAOZZ	PAOZZ					5310-00-767-0445	NUT, PLAIN, HEXAGON, BATTERY CLAMP FRAME MS51971-2 96906	EA	2	
6	8	PAOZZ	PAOZZ					5310-00-802-4701	WASHER, FLAT, CLAMPING NUT MS15795-813 9906	EA	2	
3	9	PAOZZ	PAOZZ					5310-00-462-3008	NUT, SHEET. SPRING, CLAMPING, 13211E6764 97403	EA	2	
6	10	PAOZZ	XBOZZ					5306-00-082-0309	BOLT, HOOK. BATTERY TIEDOWN 13211E6763 97403	EA	2	
6	11	PAOZZ	XBOZZ					6140-00-890-7634	FRAME, BATTERY, TOP 13211E6762 97403	EA	1	
6	12	PAOZZ	PAOZZ					6140-00-059-3528	BATTERY, STORAGE. 24V, TYPE 4 HN MIL-B-11188/2 p6906	EA	1	
6	13	PAOZZ	XBOZZ					6115-00-764-5465	FRAME. BATTERY 13211E6732 97403	EA	1	
6	14	PAOZZ	PAOZZ					5306-00-225-8498	BOLT. MACHINE, BATTERY FRAME MTG MS90725-33 96906	EA	3	
8	15	XBOZZ	XBOZZ						COVER, FAN 13211E6850 97403	EA	1	
6	16	PAOZZ	PAOZZ					5310-00-045-4007	WASHER. LOCK. FAN COVER. MTG MS35338.44 96906	EA	2	
6	17	PAOZZ	PAOZZ					5305-00-071-2237	SCREW. CAP. HEXAGON HEAD, FAN COVER MTG MS90725-14 98906	EA	2	
6	18	PAOZZ	PAOZZ					5306-00-225-8497	BOLT, MACHINE. GUARD TO SKID MTG MS90725-32 96906	EA	8	
6	19	PAOZZ	PAOZZ					5310-00-880-7744	NUT, PLAIN, HEXAGON, 5116-18 THD SIZE MS51967-5 96906	EA	11	

(1) ILLUSTRATION		(2) SMR CODE				(3)			(4)	(5)	(6)	(7)	(8)
A	B	A	B	C	D	A	B	NATIONAL STOCK NUMBER	DESCRIPTION	USABLE ON CODE	U/M	QTY INC IN UNITS	USMC QTY PER EQUIP
FIG. NO.	ITEM NO.	ARMY	AIR FORCE	NAVY	USMC	SSI	REPL FACTOR		REF NUMBER & MFR CODE				
6	20	PAOZZ	PAOZZ					5305-00-175-3230	SCREW, DRIVE, NAMEPLATE MTG MS21318-14 96906		EA	4	
6	21	PBOZZ	XBOXX					9905-00-477-4125	PLATE, IDENTIFICATION, 24V, DC 13211E6735 97403		EA	1	
6	22	PAOZZ	PAOZZ					6115-00-021-3321	TERMINAL, STUD, GROUNDING LEAD 13211E6908 97403		EA	1	
6	23	PBOZZ	XBOZZ					9905-00-477-4137	PLATE, IDENTIFICATION, GROUND 13211E6730 97403		EA	1	
6	24	PAOZZ	PAOZZ					5310-00-889-2528	WASHER, LOCK, GROUND STUD MTG MS45904-68 96906		EA	1	
6	25	PAOZZ	PAOZZ					5310-00-761-6882	NUT, PLAIN, HEXAGON, GROUND STUD MTG MS51967-2 96906		EA	1	
6	26	PBOZZ	PBOZZ					6115-00-945-7545	COVER, GENERATOR 13211E6769-1 97403		EA	1	
6	27	PAOZZ	PAOZZ					5975-00-878-3791	KIT, GROUND ROD MIL-R-1146 81349 CONSISTING OF: CAGE		EA	1	
6	28	PAOZZ	PAOZZ					5975-00-642-8937	ROD, GROUND MIL-R-6146-2-2 81349		EA	3	
6	29	PAOZZ	PAOZZ					5975-00-794-2523	COUPLING, GROUND ROD GRCS58KNURLED 73616		EA	3	
6	30	PAOZZ	PAOZZ					5975-00-924-9927	DRIVE HEAD GRB58 73616		EA	1	
6	31	PAOZZ	PAOZZ					5999-00-186-3912	CLAMP, ELECTRICAL J8492AB 74999		EA	1	
6	32	PAOZZ	PAOZZ					5940-00-271-9504	TERMINAL LUG G35E-1 82168		EA	1	
6	33	PAOZZ	PAOZZ					6145-01-226-9164	WIRE, ELECT .6 AWG QQW343C06B1B 81348		FT	6	

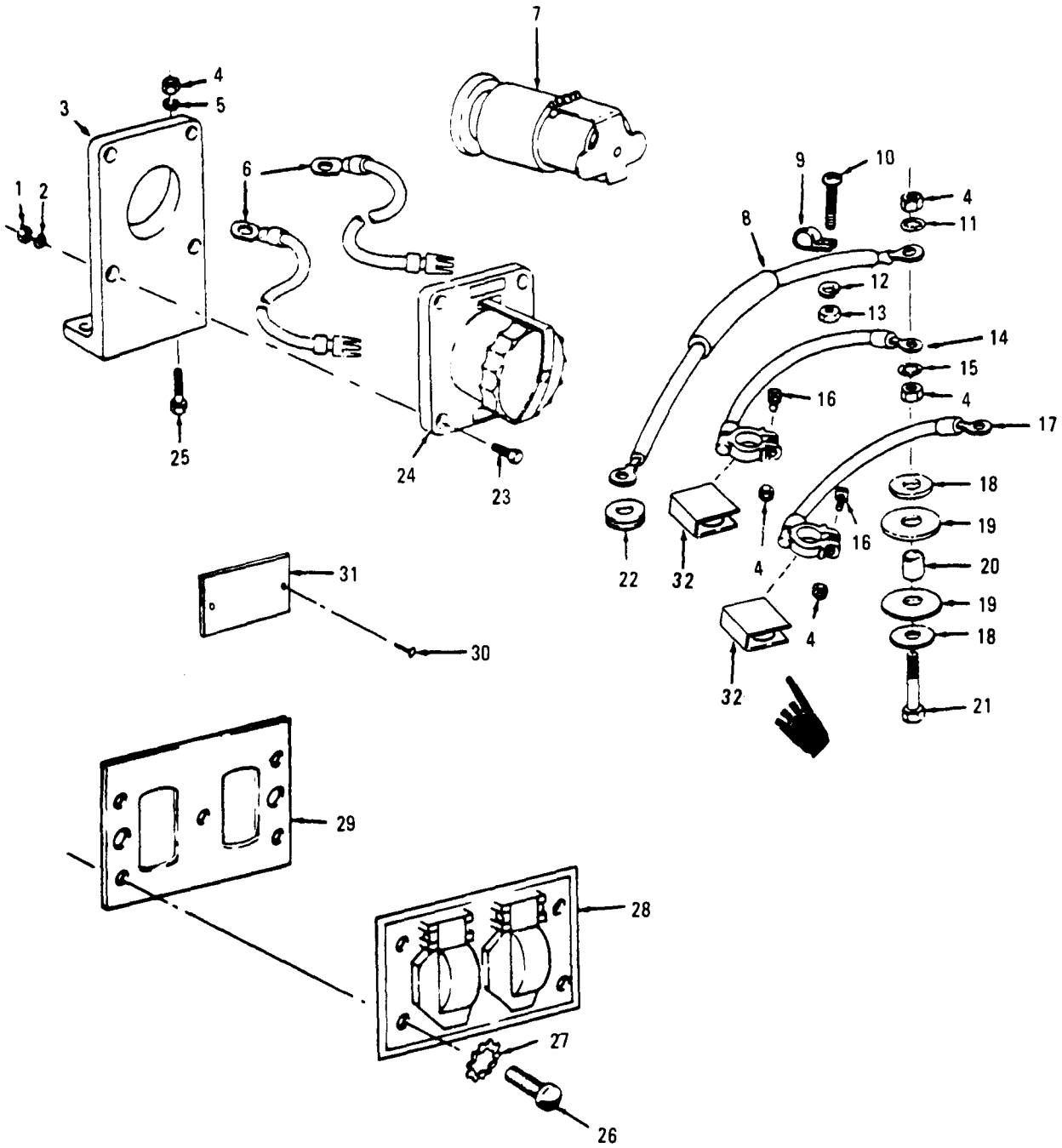


Figure 7. Slave Receptacle and Cables.

(1) ILLUSTRATION A B FIG. ITEM NO. NO.		(2) SMR CODE A B ARMY AIR PAOZZ PAOZZ		C	D	(3) A B SSI REFL FACTOR		(4) NATIONAL STOCK NUMBER	(5) DESCRIPTION REF NUMBER & MFR CODE	(6) USABLE ON CODE	(7) QTY INC IN UNITS	(8) USMC QTY PER EQUIP
7	1	PAOZZ	PAOZZ					5310-00-761-6882	NUT, PLAIN, HEXAGON, CONNECTOR TO BRACKET MTG MS51967-2 96906	EA	4	
7	2	PAOZZ	PAOZZ					5310-00-045-4007	WASHER, LOCK, CONNECTOR TO BRACKET MTG MS35338-44 96906	EA	4	
7	3	XBOZZ	XBOZZ					5340-00-118-5045	BRACKET, MOUNTING, RECEPTACLE, SLAVE 13211E6707 97403	EA	1	
7	4	PAOZZ	PAOZZ					5310-00-880-7744	NUT, PLAIN, HEXAGON, BRACKET TO FRAME MTG MS51967-5 96906	EA	7	
7	5	PAOZZ	PAOZZ					5310-00-407-9566	WASHER, LOCK MS35338-45 96906	EA	2	
7	6	XBOZZ	AFFZZ						CABLE, 30V, HY DUTY, SINGLE COND., NO. 4, 10 1/2 IN. LG MILM13486TYPEICLA 81349	EA	2	
7	7	PAOZZ	PAOZZ					5935-00-295-6403	CONNECTOR, RECEPTACLE, SLAVE MS7058-1 96906	EA	1	
7	8	PAOZZ	PAOZZ					6150-00-021-3332	LEAD, ELECTRICAL STARTER 13211E6711 97403	EA	1	
7	9	PAOZZ	PAOZZ					5340-00-943-6047	CLAMP, LOOP, STARTER CABLE CLAMP MS21322-37 96906	EA	1	
7	10	PAOZZ	PAOZZ					5305-00-993-1848	SCREW, MACHINE, CLAMP MTG MS35207-265 96906	EA	1	
7	11	PAOZZ	PAOZZ					5310-00-167-0721	WASHER, LOCK, CABLE ATTACHING MS35333-41 96906	EA	1	
7	12	PAOZZ	PAOZZ					5310-00-045-3296	WASHER, LOCK, CLAMP, MTG MS35338-43 96906	EA	1	
7	13	PAOZZ	PAOZZ					5310-00-934-9751	NUT, PLAIN, HEXAGON, CLAMP, MTG MS35650-302 96906	EA	1	
7	14	PAOZZ	PAOZZ					2920-00-021-3335	LEAD, ELECTRICAL, BATTERY POSITIVE, 13 IN. LG 13211E6708 97403	EA	1	
7	15	PAOZZ	PAOZZ					5310-00-889-2527	WASHER, LOCK, 5/16 IN. BOLT SIZE MS45904-72 96906	EA	3	
7	16	PAOZZ	PAOZZ					5306-00-884-8785	BOLT, MACHINE, BATTERY TERMINAL MS35355-34 96906	EA	2	
7	17	PAOZZ	AFFZZ					2920-00-021-3337	LEAD, STORAGE, BATTERY, NEGATIVE, 13 IN. LG 13211E6733 97403	EA	1	
7	18	PAOZZ	PAOZZ					5310-00-087-7493	WASHER, FLAT, POSITIVE CABLE MTG MS27183-13 96906	EA	2	
7	19	PAOZZ	PAOZZ					5330-00-021-3339	INSULATOR, WASHER STARTER AND BATTERY CABLE BOLT 13211E6713 97403	EA	2	
7	20	PAOZZ	PAOZZ					6115-00-021-3333	INSULATOR, BUSHING, STARTER AND BATTERY CABLE BOLT 13211E6712 97403	EA	1	

(1) ILLUSTRATION		(2) SMR CODE				(3)			(4)	(5)	(6)	(7)	(8)
A	B	A	B	C	D	A	B	NATIONAL STOCK NUMBER	DESCRIPTION	USABLE ON CODE	U/M	QTY INC IN UNITS	USMC QTY PER EQUIP
FIG. NO.	ITEM NO.	ARMY	AIR FORCE	NAVY	USMC	SSI	REPL FACTOR		REF NUMBER & MFR CODE				
7	21	PAOZZ	PAOZZ					5305-00-984-5680	SCREW, MACHINE, POSITIVE CABLE ATTACHING MS35206-300 96906		EA	1	
7	2	PAOZZ	PAOZZ						GROMMET RUBBER, SPLIT, STARTER CABLE MS35490-19 96906		EA	1	
7	23	PAOZZ	PAOZZ					5305-00-225-3839	SCREW, CAP, HEXAGON HEAD, CON- NECTOR TO BRACKET MTG MS93725-8 96906		EA	4	
7	24	PAOZZ	PAOZZ					5935-00-021-3342	CONNECTOR, RECEPTACLE 13211E6703 97403		EA	1	
7	25	PAOZZ	PAOZZ					5306-00-225-8498	BOLT, MACHINE MS90725-33 96906		EA	3	
7	26	PAOZZ	PAOZZ					5305-00-889-3000	SCREW, MACHINE RECEPTACLE COVER MTG MS35206-230 96906	A	EA	4	
7	27	PAOZZ	PAOZZ					5310-00-209-0788	WASHER, LOCK, RECEPTACLE COVER MTG MS35335-30 96906	A	EA	4	
7	28	XBOZZ	XBOZZ					5975-00-235-4635	COVER, RECEPTACLE, DUPLEX 70-1580 30554	A	EA	1	
7	29	PAOZZ	PAOZZ					6115-00-065-8553	GASKET 13211E6891 97403	A	EA	1	
7	30	PAOZZ	PAOZZ					5320-00-903-6767	RIVET, BLIND, PLATE MTG MS24662-5 96906		EA	2	
7	31	PBOZZ	XBOZZ					9905-00-477-4139	PLATE, IDENTIFICATION, RECEPTACLE, AC 13211E6888 97403		EA	1	
7	32	PAOZZ	PAOZZ					5940-00-738-6272	COVER, BATTERY TERMINAL 109442521 19207		EA	2	

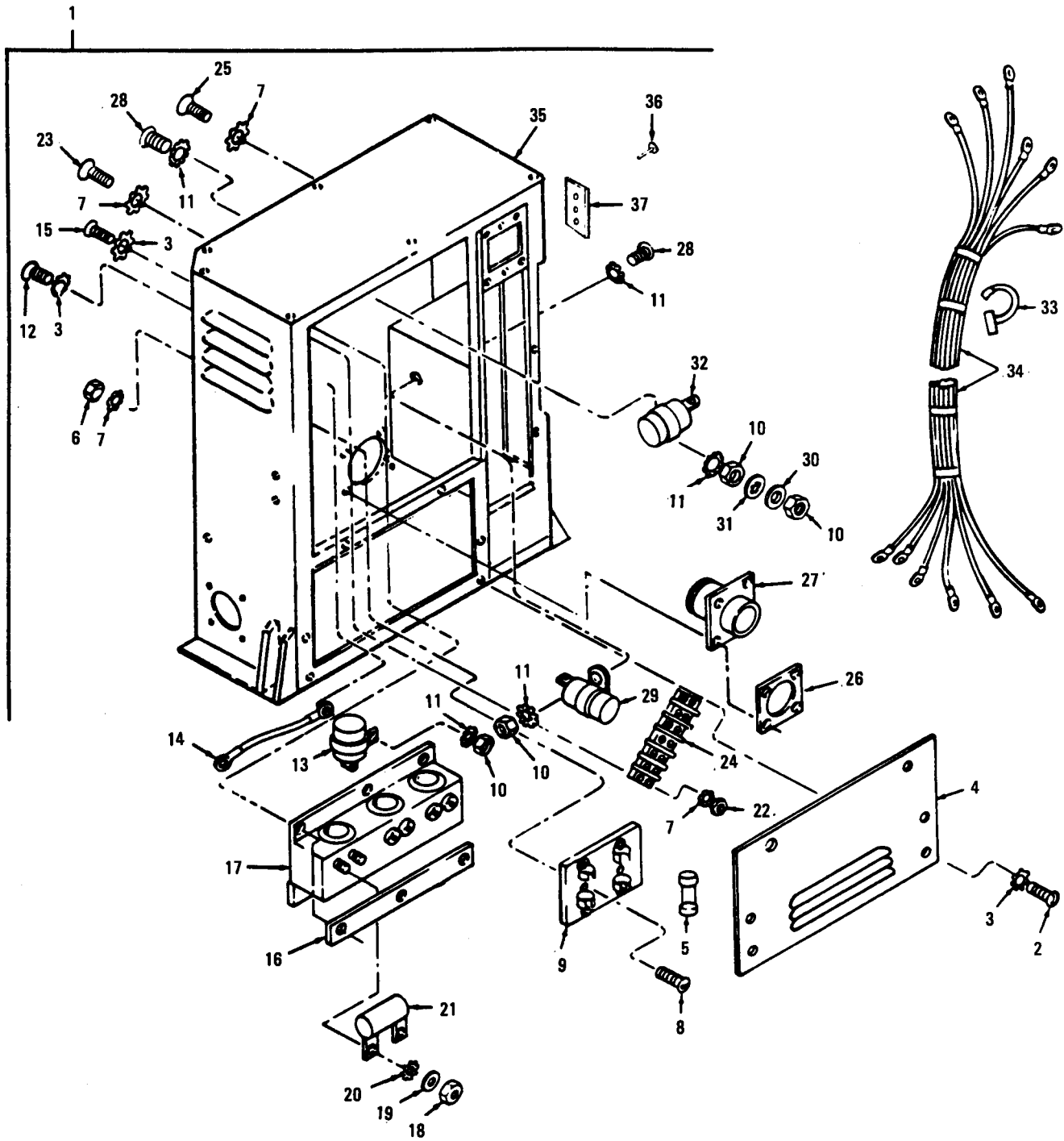


Figure 8. Control Box, Transformer and Capacitor

(1) ILLUSTRATION		(2) SMR CODE				(3)		(4)	(5)	(6)	(7)	(8)
A	B	A	B	C	D	A	B	NATIONAL STOCK NUMBER	DESCRIPTION	USABLE ON CODE	QTY INC IN	USMC QTY PER EQUIP
FIG. NO.	ITEM NO.	ARMY	AIR FORCE	NAVY	USMC	SSI	REPL FACTOR		REF NUMBER & MFR CODE		UNITS	
GROUP 04 - CONTROL BOX ASSEMBLY												
8	1	XBFFZ	AFFFF					6115-00-977-0786	CONTROL BOX ASSEMBLY 13211E6875 97403	A	EA	1
8	1	XBFFZ	AFFFF					6115-00-930-5777	CONTROL BOX ASSEMBLY 13212E8930 97403	B	EA	1
8	2	PAFZZ	PAFZZ					5305-00-990-6444	SCREW, MACHINE, PANEL MTG MS35207-261 96906		EA	6
8	3	PAFZZ	PAFZZ					5310-00-596-7691	WASHER, LOCK MS35335-32 96906		EA	14
8	4	XBFFZ	XBFFZ						PANEL, CONTROL BOX 13211E6884 97403		EA	1
8	5	PAOZZ	PAOZZ					5920-00-617-8418	FUSE: CARTRIDGE, 15 AMP F06A250V15A 81349	A	EA	2
8	6	PAOZZ	PAOZZ					5310-00-934-9747	NUT, FLAIN, HEXAGON, FUSEHOLDER MTG MS35649-262 96906	A	EA	2
8	7	PAOZZ	PAOZZ					5310-00-209-0788	WASHER, LOCK, NO. 6 SCREW SIZE MS35335-30 96906		EA	14
8	8	PAOZZ	PAOZZ					5305-00-059-4553	SCREW, MACHINE, FUSEHOLDER MTG MS35190-238 96906	A	EA	2
8	9	XBOZZ	XBOZZ					5920-00-280-8334	FUSEHOLDER BLOCK 13211E6900 97403	A	EA	1
8	10	PAFZZ	PAOZZ					5310-00-934-9751	NUT, FLAIN, HEXAGON MS35650-302 96906		EA	4
8	11	PAFZZ	PAOZZ					5310-00-080-9786	WASHER, LOCK MS45904-60 96906		EA	6
8	12	PAFZZ	PAOZZ					5305-00-989-7434	SCREW, MACHINE, CAPACITOR MTG MS35207-263 96906		EA	1
8	13	PAFZZ	PAOZZ					5910-00-577-1349	CAPACITOR, FIXED, C-2 MTG CA36KFW103 81349	B	EA	1
8	13	PAFZZ	PAOZZ					5910-00-504-7418	CAPACITOR, FIXED, 1 MPDM 500V, AC/DC, C-2 MTG CA36KFW104 81349		EA	1
8	14	MFFZZ	AFFZZ						WIRE, ELECTRICAL, CAPACITOR LEAD (MANUFACTURE FROM 1-EA, TERMINAL P/N MS 25036-149, 1-EA, TERMINAL P/N MS 25036-103, 3-IN, WIRE, P/N HWC 18-16J92) MLLN5086/1 81349		EA	4
8	15	PAFZZ	PAFZZ					5305-00-993-1848	SCREW, MACHINE, TRANSFORMER MTG MS35207-265 96906		EA	6
8	16	XBFFZ	XBFFZ						STRAP, TRANSFORMER MTG 13211E6895 97403		EA	2
8	17	PAFZZ	PAFZZ					5950-00-910-9381	TRANSFORMER, CURRENT 13211E6894 97403		EA	1
8	18	PAFZZ	PAFZZ					5310-00-012-0622	NUT, FLAIN, HEXAGON, RESISTOR MTG MS35649-82 96906		EA	6
8	19	PAFZZ	PAFZZ					5310-00-045-5206	WASHER, FLAT, RESISTOR MTH STUD MS15795-607 96906		EA	6
8	20	PAFZZ	PAFZZ					5310-00-596-7693	WASHER, LOCK, RESISTOR MTG MS35335-31 96906		EA	3

(1) ILLUSTRATION		(2) SMR CODE				(3)			(4)	(5)	(6)	(7)	(8)
A	B	A	B	C	D	A	B	NATIONAL STOCK NUMBER	DESCRIPTION	USABLE ON CODE	QTY INC IN UNITS	USMC QTY PER EQUIP	
FIG. NO.	ITEM NO.	ARMY	AIR FORCE	NAVY	USMC	SSI	REPL FACTOR		REF NUMBER & MFR CODE				
8	21	PAFZZ	PAFZZ					5905-00-056-9395	RESISTOR, FIXED, 305 OHMS, 3W 1321E6896 97403		EA	3	
8	22	PAFZZ	PAFZZ					5305-00-934-9755	NUT, PLAIN, HEXAGON, TERMINAL BOARD MTG MS35650-362 96906		EA	4	
8	23	PAFZZ	PAOZZ					5305-00-958-4355	SCREW, MACHINE, TERMINAL BOARD MTG MS35207-232 96906		EA	4	
8	24	PAFZZ	PAOZZ					5940-00-951-0449	BOARD, TERMINAL 1321E6897 97403		EA	1	
8	25	PAFZZ	PAFZZ					5305-00-984-4989	SCREW, MACHINE, CONNECTOR PLATE MTG MS35206-229 96906		EA	4	
8	26	XBFZZ	XBFZZ						PLATE, MOUNTING, CONNECTOR 1321E6899 97403		EA	1	
8	27	XBFZZ	PAFZZ					5935-00-021-3343	CONNECTOR, RECEPTACLE 1321E6898 97403		EA	1	
8	28	PAFZZ	PAFZZ					5305-00-989-6265	SCREW, MACHINE CAPACITOR MTG MS35207-262 96906		EA	3	
8	29	PAFZZ	PAFZZ					5910-00-577-1348	CAPACITOR, FIXED, C-4 MTG CA37KFW103 81349	B	EA	1	
8	30	PAFZZ	PAFZZ					5310-00-045-5207	WASHER, FLAT, CAPACITOR MTG MS15795-908 96906		EA	1	
8	31	PAFZZ	PAFZZ					5310-00-576-5752	WASHER, LOCK, CAPACITOR, MTG MS35333-39 96906		EA	1	
8	32	PAFZZ	PAFZZ					5910-00-882-0556	CAPACITOR, FIXED, .01 UF, 500 V. C-1 MTG CA37KFW104 81349	A	EA	2	
8	32	PAFZZ	PAFZZ					5910-00-577-1349	CAPACITOR, FIXED, .01 UF, 500 V. 400 HERTZ CA37KFW103 81349	B	EA	1	
8	33	PAOZZ	PAOZZ					5975-00-497-2158	STRAP, CABLE, ADJUSTABLE MS17821-1-9 96906		EA	6	
8	34	PAFZZ	PAFZZ					6115-00-051-3391	HARNES, WIRING, ENGINE CONTROL 1321E6951-1 97403	A	EA	1	
8	34	PAFZZ	PAFZZ					6115-00-930-5789	HARNES, WIRING, ENGINE CONTROL 1321E6951-2 97403	B	EA	1	
8	34	XBFZZ	AFZZ					6115-00-930-5790	HARNES, WIRING, TRANSFORMER 1321E6952-2 97403	B	EA	1	
8	34	PAFZZ	PAFZZ					6115-00-021-3323	HARNES, WIRING, TRANSFORMER, FUSEHOLDER, CONNECTOR 1321E6952-1 97403	A	EA	1	
8	35	XBFZZ	XAFZZ						BOX, CONTROL 1321E6876 97403	A	EA	1	
8	35	XBFZZ	XAFZZ						BOX, CONTROL 1321E338 97403	B	EA	1	
8	36	PAOZZ	PAOZZ					5320-00-903-6767	RIVET, DRIVE, MOUNTING MS24662-5 96906		EA	3	
8	37	XBOZZ	XBOZZ						PLATE, IDENTIFICATION, LOAD TERMINAL 1321E6921 97403		EA	1	

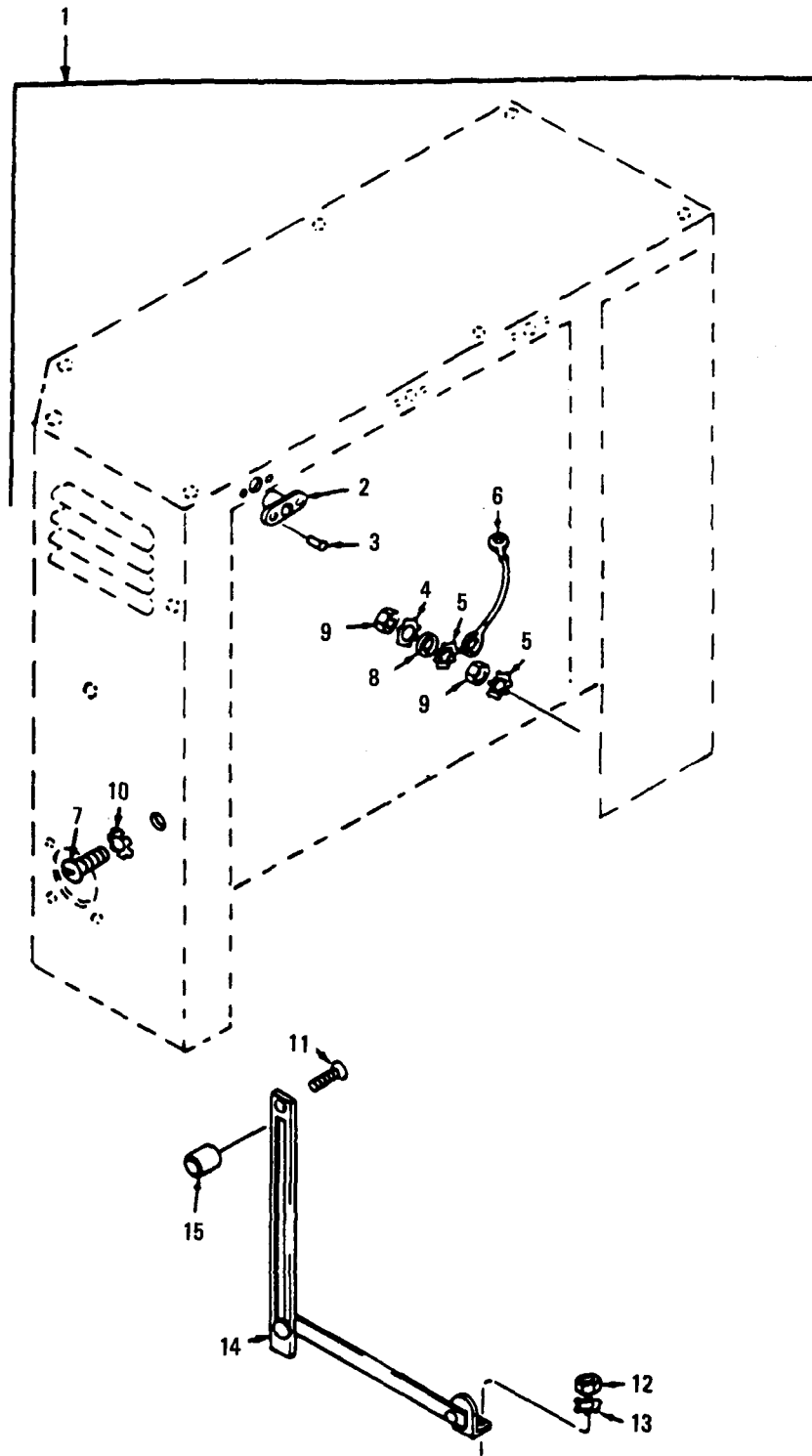


Figure 9. Instrument Panel (Sheet 1 of 2)

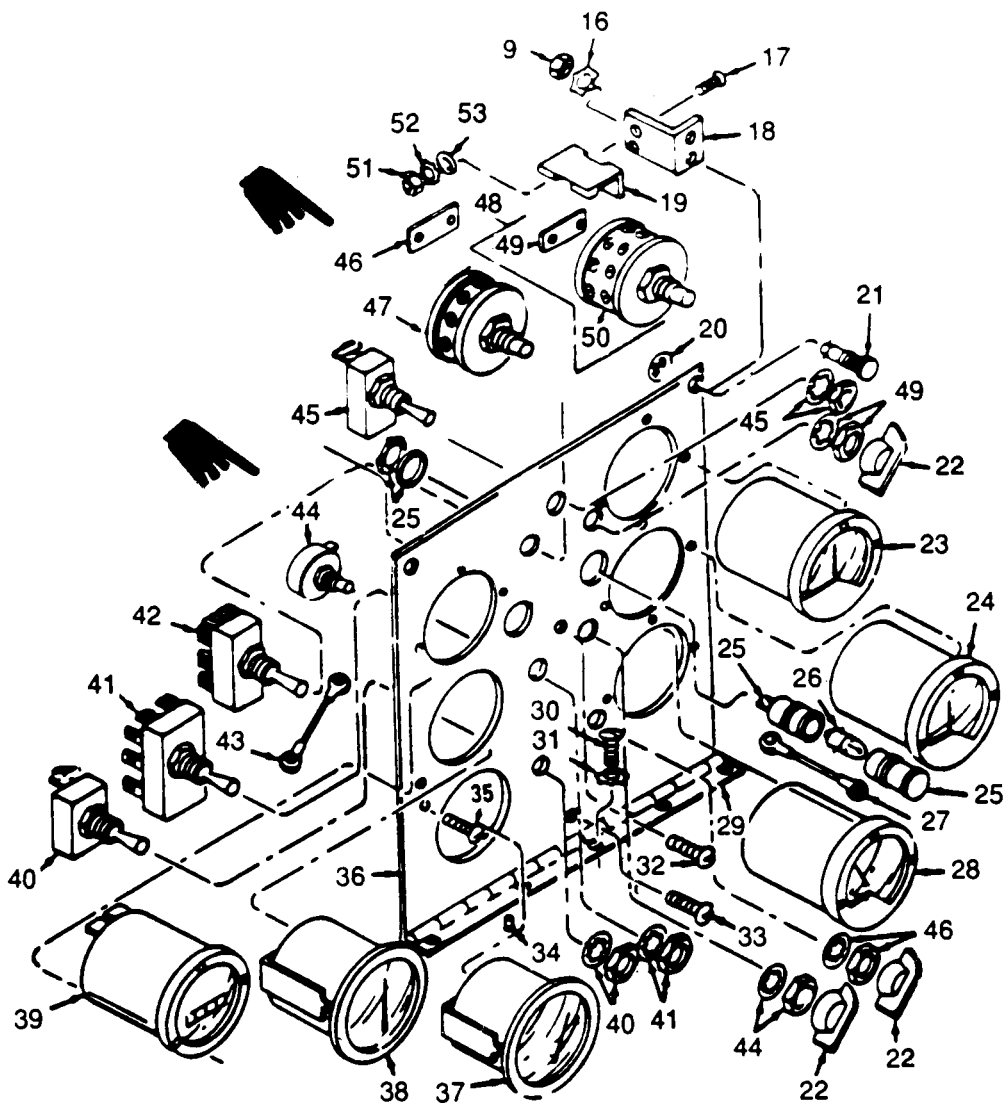


Figure 9. Instrument Panel (Sheet 2 of 2)

(1) ILLUSTRATION		(2) SMR CODE				(3)			(4)	(5)	(6)	(7)	(8)
A	B	A	B	C	D	A	B	NATIONAL STOCK NUMBER	DESCRIPTION	USABLE ON CODE	U/M	QTY INC IN UNITS	USMC QTY PER EQUIP
FIG. NO.	ITEM NO.	ARMY	AIR FORCE	NAVY	USMC	SSI	REPL FACTOR		REF NUMBER & MFR CODE				
9	1	XAFZZ	XBOZZ						PANEL, INSTRUMENT CONTROL BOX AND HINGE ASSEMBLY 13211E6877 97403		EA	1	
9	2	XBFZZ	XBOFF					5325-00-543-3237	RECEPTACLE, FASTENER 13211E6882 97403		EA	5	
9	3	XBOZZ	PAOZZ					5320-00-117-6394	RIVET, SOLID, RECEPTACLE MTG MS20426D3-4 96906		EA	10	
9	4	PAOZZ	PAOZZ					5310-00-559-0070	WASHER, LOCK, CONTROL PANEL GROUNDING POST MS353338-38 96906		EA	1	
9	5	PAOZZ	PAOZZ					5310-00-061-0004	WASHER, LOCK, CONTROL PANEL GROUNDING SCREW MS45904-57 96906		EA	2	
9	6	MFFZZ	AOOZZ						WIRE, ELECTRICAL, 600 V, 16 AWG (MANUFACTURE FROM 10-EA, TERMINAL, P/N MS 25036-149, 3 IN FOR EA, WIRE P/N HMC 18-16J92) MILW5086/1 81349		EA	5	
9	7	PAFZZ	PAOZZ					5305-00-889-2997	SCREW, MACHINE, SUPPORT HINGE MS3506-215 96906		EA	4	
9	8	PAOZZ	PAOZZ					5310-00-045-5207	WASHER, FLAT, CONTROL PANEL GROUNDING POST MS15795-908 96906		EA	1	
9	9	PAOZZ	PAOZZ					5310-00-934-9757	NUT, PLAIN, HEXAGON, MS35649-282 96906		EA	5	
9	10	PAFZZ	PAOZZ					5310-00-616-3554	WASHER, LOCK, SUPPORT MTG MS35335-29 96906		EA	4	
9	11	PAOZZ	PAOZZ					5305-00-957-6265	SCREW, MACHINE, SUPPORT HINGE TO SPACER MS35190-234 96906		EA	4	
9	12	PAOZZ	PAOZZ					5310-00-934-9747	NUT, PLAIN, HEXAGON, FALL MTG MS35649-262 96906		EA	4	
9	13	PAOZZ	PAOZZ					5310-00-209-0788	WASHER, LOCK, FALL MTG MS35335-30 96906		EA	4	
9	14	XBFZZ	XBOZZ					5340-01-151-1678	FALL, SUPPORT CONTROL PANEL 13211E6904 97403		EA	2	
9	15	PAOZZ	PAOZZ					5365-00-402-4376	SPACER, SUPPORT PANEL 13211E6913 97403		EA	4	
9	16	PAOZZ	PAOZZ					5310-00-596-7693	WASHER, LOCK, BRACKET TO PANEL MTG, MS35335-31 96906		EA	2	
9	17	PAOZZ	PAOZZ					5305-00-889-2999	SCREW, MACHINE, CABLE BRACKET TO PANEL MTG MS35206-217 96906		EA	2	
9	18	XBOZZ	XBOZZ						BRACKET, PANEL, CONTROL 13211E6927 97403		EA	1	
9	19	XBOZZ	XBOZZ					5975-00-073-4207	BRACKET, CABLE STRAP MTG 13211E6985 97403		EA	1	
9	20	PAFZZ	XBOZZ					5310-01-062-4461	WASHER, LOCK, PANEL FASTENER 13211E6887 97403		EA	5	
9	21	XDOZZ	XBOZZ					5325-00-290-3972	STUD ASSEMBLY, PANEL FASTENER 13211E6914 97403		EA	5	

(1) ILLUSTRATION		(2) SMR CODE				(3)			(4)	(5)	(6)	(7)	(8)
A	B	A	B	C	D	A	B	NATIONAL STOCK NUMBER	DESCRIPTION	USABLE ON CODE	U/M	QTY INC IN UNITS	USMC QTY PER EQUIP
FIG. NO.	ITEM NO.	ARMY	AIR FORCE	NAVY	USMC	SSI	REPL FACTOR		REF NUMBER & MFR CODE				
9	22	PAOZZ	PAOZZ					5355-00-556-0145	KNOB, SELECTOR MS91528-1K2B 96906		EA	3	
9	23	PAOZZ	PAOZZ					6625-00-065-5301	VOLTMETER, AC 13211E6905 97403		EA	1	
9	24	PAFZZ	PAOZZ					6625-00-054-2038	METER, ELECTRICAL FREQUENCY 13211E6992-1 97403	A	EA	1	
9	25	PAOZZ	PAOZZ					6210-00-065-5260	LIGHT, PANEL, SOCKET ASSEMBLY 13211E6920 97403		EA	2	
9	26	PAOZZ	PAOZZ					6240-00-155-8714	LAMP, INCANDESCENT, 17 AMP, 28V MS15571-4 96906		EA	2	
9	27	MFFZZ	AOOZZ						LEAD, ELECTRICAL, PANEL LIGHT (MANUFACTURE FROM 2-EA, TERMINAL, P/N MS 25036-102, 6-IN, WIRE, P/N HWC18-16792) NPN 19099		EA	1	
9	28	PAOZZ	PAOZZ					6625-00-065-5258	METER, ARBITRARY SCALE 13211E6919 97403		EA	1	
9	29	XBFZZ	XBOZZ					5340-00-498-7078	HINGE, CONTINUOUS, CONTROL PANEL MS35823-1A 96906		EA	1	
9	30	PAOZZ	PAOZZ					5305-00-990-6444	SCREW, MACHINE, PANEL HINGE TO CONTROL BOX MS35207-261 96906		EA	5	
9	31	PAOZZ	PAOZZ					5310-00-596-7691	WASHER, LOCK, HINGE TO CONTROL BOX, MS35335-32 96906		EA	5	
9	32	PAOZZ	PAOZZ					5305-00-984-6195	SCREW, MACHINE, CONTROL PANEL GROUNDING POST MS35206-247 96906		EA	1	
9	33	PAOZZ	PAOZZ					5305-00-984-6192	SCREW, MACHINE, BRACKET TO PANEL MTG MS35206-244 96906		EA	2	
9	34	PAFZZ	PAOZZ					5320-00-687-3531	RIVET, SOLID, PANEL HINGE MTG MS20426D4-5 96906		EA	6	
9	35	PAOZZ	PAOZZ					5305-00-984-4988	SCREW, MACHINE, PANEL FALL TO PANEL MS35206-228 96906		EA	4	
9	36	PAFZZ	XBFZZ					6115-01-154-7066	PANEL, INSTRUMENT CONTROL BOX 13211E6915 97403		EA	1	
9	37	PAOZZ	PAOZZ					6625-00-066-1278	AMMETER, BATTERY CHARGING, DC 13211E6918 97403		EA	1	
9	38	PAOZZ	PAOZZ					6620-01-017-8765	INDICATOR, PRESSURE ENGINE 69-576-1 30554		EA	1	
9	39	XBOZZ	PAOZZ					6645-00-089-8842	METER, TIME TOTALIZING NIL-M-3971/1-5 97403		EA	1	
9	40	PAOZZ	PAOZZ					5930-00-655-1518	SWITCH, TOGGLE, ENGINE STOP AND START MS35058-27 96906		EA	1	
9	41	PAOZZ	PAOZZ					5930-00-615-9376	SWITCH, TOGGLE, EMERGENCY STOP AND START MS35059-21 96906		EA	1	
9	42	PAOZZ	PAOZZ					5930-00-655-1582	SWITCH, TOGGLE, REMOTE CONTROL MS35059-23 96906		EA	1	

(1) ILLUSTRATION		(2) SMR CODE		(3)				(4) NATIONAL STOCK NUMBER	(5) DESCRIPTION	(6) USABLE ON CODE	(7) QTY INC IN UNITS	(8) USMC QTY PER EQUIP
A FIG. NO.	B ITEM NO.	A ARMY	B AIR FORCE	C NAVY	D USMC	A SSI	B REPL FACTOR	REF NUMBER & MFR CODE		U/M		
9	43	MFFZZ	AOZZ					LEAD, ELECTRICAL, TOGGLE SWITCH (MANUFACTURE FROM 4-EA, TERMINAL, P/N MS 25036-102, 6-IN FOR EA, WIRE, P/N HMC 18-16592) NPN 19099		EA	2	
9	44	PAOZZ	PAOZZ					5905-00-643-5129 RESISTOR VARIABLE, RI M22-03-00191FD 81349		EA	1	
9	45	PAOZZ	PAOZZ					5930-00-655-1514 SWITCH, TOGGLE, PANEL LIGHTS MS35058-22 96906		EA	1	
9	46	XDOZZ	XAOZZ					JUMPER, STRAP BOND 13211E6934-1 97403		EA	1	
9	47	PAOZZ	PAOZZ					5930-00-538-5508 SWITCH, ROTARY MS25002-1 96906		EA	1	
9	48	PAOZZ	PAOZZ					5930-00-832-5174 SWITCH, ROTARY, VOLTAGE SELECTOR 13211E6931 97403		EA	1	
9	49	XAOZZ	XBOZZ					JUMPER, STRAP BOND 13211E6934-2 97403		EA	5	
9	50	PAOZZ	XAOZZ					5930-00-259-4646 SWITCH, ROTARY, VOLTAGE SELECTOR MS25002-2 96906		EA	1	
9	51	PAOZZ	PAOZZ					5310-00-934-9739 NUT, PLAIN, HEXAGON, CABLE BRACKET TO PANEL BRACKET MTG MS35649-242 96906		EA	2	
9	52	PAOZZ	PAOZZ					5310-00-543-2410 WASHER, LOCK, CABLE BRACKET TO PANEL BRACKET MTG, MS35338-40 96906		EA	2	
9	53	PAOZZ	PAOZZ					5310-00-950-1310 WASHER, FLAT, CABLE BRACKET TO PANEL BRACKET MTG MS27183-4 96906		EA	2	

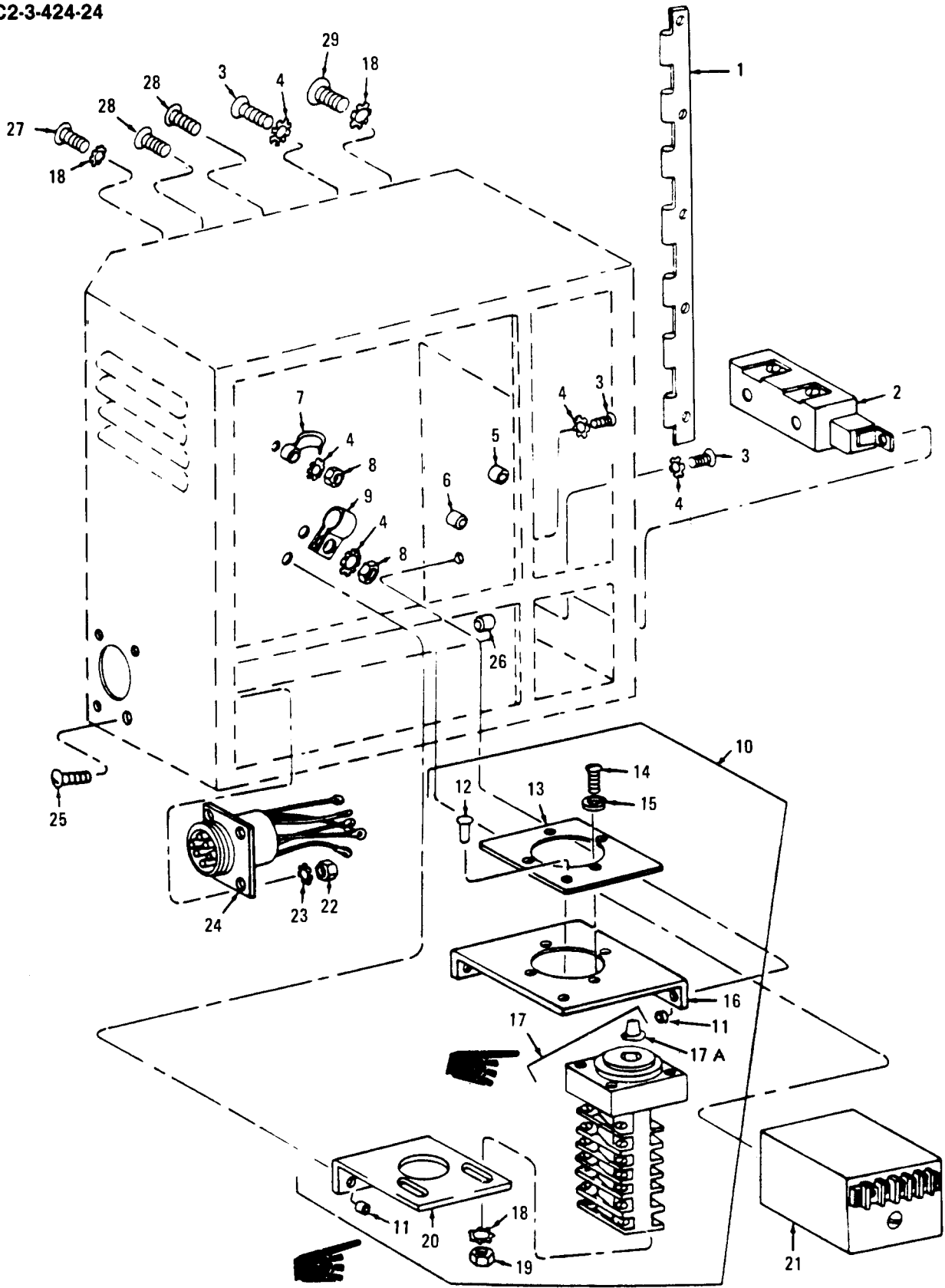


Figure 10. Selector Switch, Converter and Receptacle.

(1) ILLUSTRATION		(2) SMR CODE				(3)			(4)	(5)	(6)	(7)	(8)
A	B	A	B	C	D	A	B	NATIONAL STOCK NUMBER	DESCRIPTION	USABLE ON CODE	U/M	QTY INC IN UNITS	USMC QTY PER EQUIP
FIG. NO.	ITEM NO.	ARMY	AIR FORCE	NAVY	USMC	SSI	REPL FACTOR		REF NUMBER & MFR CODE				
10	1	XAFZZ	XAOZZ					5340-00-498-7078	HINGE, CONTINUOUS MS35823-1A 96906		EA	1	
10	2	XBOZZ	PAOZZ					6115-00-065-8552	RECEPTACLE, DUPLEX 13211E6892 74545	A	EA	1	
10	3	PAFZZ	PAFZZ					5305-00-984-6191	SCREW, MACHINE MS35206-243 96906		EA	8	
10	4	PAFZZ	PAFZZ					5310-00-596-7693	WASHER, LOCK MS35335-31 96906		EA	10	
10	5	XAFZZ	XAOZZ						INSERT, THREADED, RECEPTACLE MTG 13211E6879-2 97403	A	EA	2	
10	6	XAFZZ	XAOZZ						INSERT, THREADED, CONTROL BOX 13211E6879-1 97403	A	EA	4	
10	7	XBOZZ	XBOZZ					5975-00-074-2072	STRAP, CABLE, ADJUSTABLE MS3367-1-9 96906		EA	2	
10	8	PAOZZ	PAOZZ					5310-00-934-9757	NUT, PLAIN, HEXAGON, CLAMP MTG MS35649-282 96906		EA	3	
10	9	PAOZZ	PAOZZ					5340-00-929-3506	CLAMP LOOP MS21322-40 96906		EA	1	
10	10	AFFF	AFZZ					5930-01-083-2952	SWITCH ASSEMBLY, OUTPUT RECONNECTION 13211E6928 97403		EA	1	
10	11	PAFZZ	PAFZZ						INSERT, THREADED NO. 10-32 THD SIZE 13211E6879-3 97403		EA	7	
10	12	PAFZZ	PAFZZ					5320-00-903-6767	RIVET, DRIVE INFORMATION PLATE MS24682-5 96906		EA	4	
10	13	PBFZZ	PAFZZ					9905-00-477-4123	PLATE, INFORMATION 13211E6926 97403		EA	1	
10	14	XDFZZ	PAFZZ					5305-00-088-9044	SCREW, MACHINE, SELECTOR SWITCH MTG MS35207-260 96906		EA	4	
10	15	PAFZZ	PAFZZ					5310-00-045-3296	WASHER, LOCK, SELECTOR SWITCH MTG MS35338-43 96906		EA	4	
10	16	XBFZZ	PBFZZ					3040-01-266-8916	BRACKET, SUPPORT, SELECTOR SWITCH MTG, TOP 13211E6923 97403		EA	1	
10	17	PAFZZ	PAFZZ					5930-00-066-1275	SWITCH, ROTARY, OUTPUT SELECTOR 13211E6925 97403		EA	1	
10	17A	PAOZZ	PAOZZ					5355-01-151-7814	KNOB, WITCH ROTOR OUTPUT SELECTOR 39250-956-3 04009		EA	1	
10	18	PAFZZ	PAOZZ					5310-00-596-7691	WASHER, LOCK MS35335-32 96906		EA	7	
10	19	PAFZZ	PAFZZ					5310-00-934-9751	NUT, PLAIN, HEXAGON, SELECTOR SWITCH TO LOWER BRACKET MTG MS35650-302 96906		EA	2	
10	20	PBFZZ	PBFZZ					5340-01-106-2400	BRACKET, ANGLE, LOWER SELECTOR SWITCH MTG 13211E6924 97403		EA	1	

(1) ILLUSTRATION		(2) SMR CODE				(3)		(4)	(5)	(6)	(7)	(8)
A	B	A	B	C	D	A	B	NATIONAL STOCK NUMBER	DESCRIPTION	USABLE ON CODE	QTY INC IN UNITS	USMC QTY PER EQUIP
FIG. NO.	ITEM NO.	ARMY	AIR FORCE	NAVY	USMC	SSI	REPL FACTOR		REF NUMBER & MFR CODE			
									13211E6924 97403			
10	21	PAFZZ	PAFZZ					6115-00-940-0175	CONVERTER, FREQUENCY, 60 HERTZ 13211E6901 97403	A	EA	1
10	21	PAFZZ	PAFZZ					6115-00-659-2786	CONVERTER, FREQUENCY, 400 HERTZ 13212E8933 97403	B	EA	1
10	22	PAFZZ	PAOZZ					5310-00-934-9739	NUT, FLAIN, HEXAGON, SHELL MTG MS35649-242 96906		EA	4
10	23	PAFZZ	PAOZZ					5310-00-616-3554	WASHER, LOCK, SHELL MTG MS35335-29 96906		EA	4
10	24	XAFZZ	XAOZZ					6115-00-021-3322	SHELL, FEED THRU, ENGINE WIRING HARNES 13211E6840-1 97403		EA	1
10	25	PAFZZ	PAOZZ					5305-00-889-2997	SCREW, MACHINE, FEED THRU SHELL MTG MS35206-215 96906		EA	4
10	26	XAOZZ	XAOZZ						INSERT, THREADED: NO. 10-32 THD SIZE 13211E6879-3 97403		EA	23
10	27	PAFZZ	PAOZZ					5305-00-990-6444	SCREW, MACHINE, OUTPUT SWITCH BRACKET, MTG MS35207-261 96906		EA	2
10	28	PAOZZ	PAOZZ					5305-00-984-6193	SCREW, MACHINE MS35206-245 96906		EA	2
10	29	PAFZZ	PAOZZ					5305-00-989-6265	SCREW, MACHINE, OUTPUT SWITCH BRACKET MS35207-262 96906		EA	3

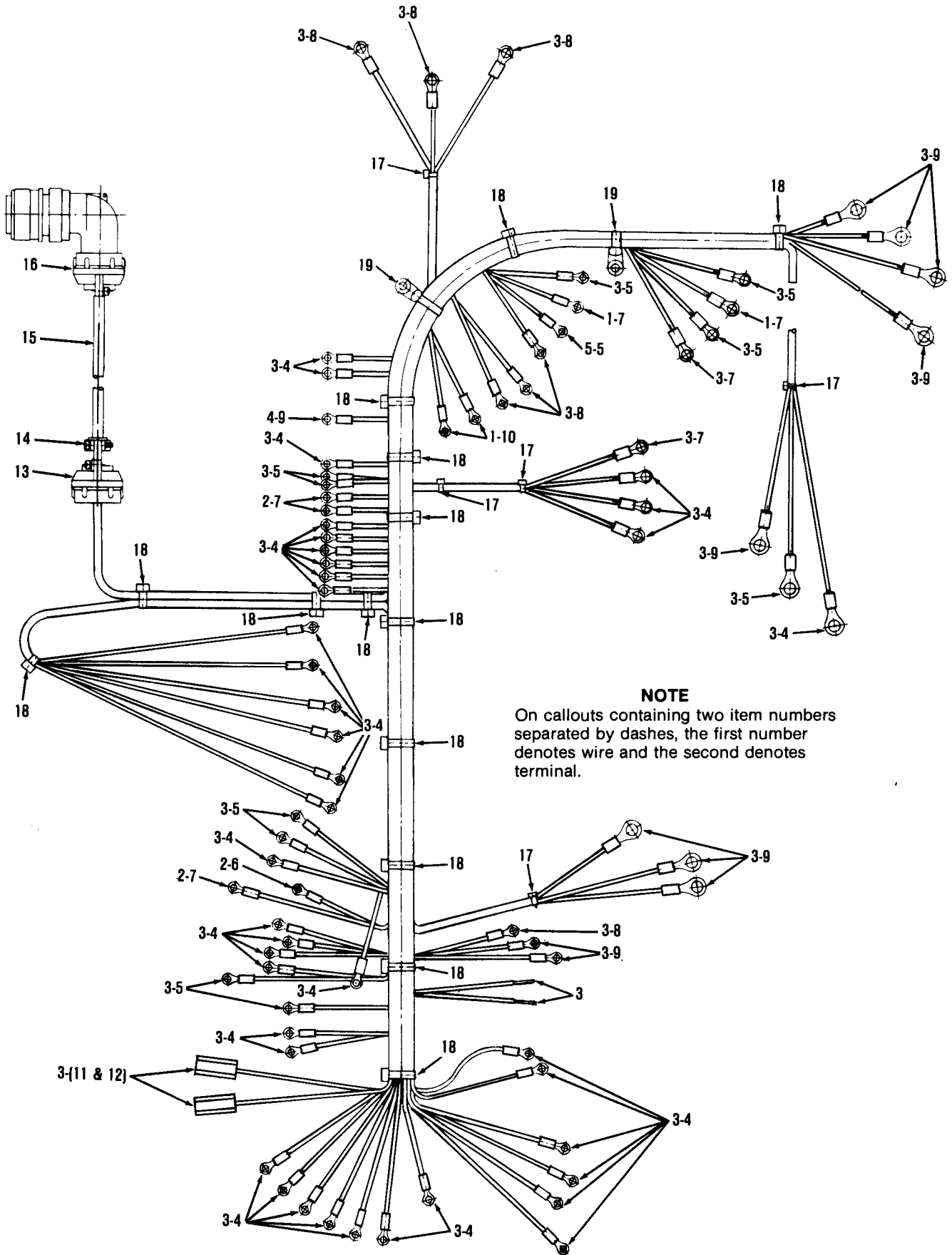


Figure 10A. Control Box Wiring Harness

TMS-6115-332-24P		(2)				(3)		(4)		(5)		(6)		(7)		(8)	
ILLUSTRATION		SMR CODE		USMC		NATIONAL STOCK NUMBER		DESCRIPTION		USABLE ON CODE		QTY INC IN UNITS		USMC QTY PER EQUIP			
A	B	A	B	C	D	B											
FIG. NO.	ITEM NO.	ARMY	AIR FORCE	NAVY	USMC	REFL FACTOR			REF NUMBER & MFR CODE								
10A		PAFZZ						6115-00-051-3391	HARNES, WIRING 97403 13211E6951-1 (COMPONENTS SAME AS HARNES P/N 13211E6951-2, EXCEPT WHERE INDIVIDUAL COMPONENTS ARE ANNOTATED.)	A	EA	1					
10A		PAFZZ						6115-00-930-5789	HARNES, WIRING 97403 13211E6951-2	B	EA	1					
10A	1	PAFZZ						6145-00-578-7516	WIRE, ELECTRICAL 81349 M5086/1-14-9		FT	V					
10A	2	PAFZZ						6145-00-578-7517	WIRE, ELECTRICAL 81349 M5086/1-16-9		FT	V					
10A	3	PAFZZ						6145-00-578-7518	WIRE, ELECTRICAL 81349 M5086/1-18-9		FT	V					
10A	4	PAFZZ						5940-00-204-8966	TERMINAL, LUG 96906 MS 25036-102		EA	41					
10A	5	PAFZZ						5940-00-143-4771	TERMINAL, LUG 96906 MS 25036-103	A	EA	9					
10A	5	PAFZZ						5940-00-143-4771	TERMINAL, LUG 96906 MS 25036-103	B	EA	11					
10A	6	PAFZZ						5940-00-283-5280	TERMINAL, LUG 96906 MS 25036-106		EA	4					
10A	7	PAFZZ						5940-00-143-4780	TERMINAL, LUG 96906 MS 25036-108	A	EA	6					
10A	7	PAFZZ						5940-00-143-4780	TERMINAL, LUG 96906 MS 25036-108	B	EA	4					
10A	8	PAFZZ						5940-01-010-2898	TERMINAL, LUG 96906 MS 25036-149	A	EA	7					
10A	8	PAFZZ						5940-01-010-2898	TERMINAL, LUG 96906 MS 25036-149	B	EA	5					
10A	9	PAFZZ						5940-00-113-8184	TERMINAL LUG 96906 MS 25036-150		EA	10					
10A	10	PAFZZ						5940-01-013-8287	TERMINAL, LUG 96906 MS 25036-153		EA	2					
10A	11	PAFZZ						5940-00-620-9780	RECEPTACLE, CONNECTOR 97403 13211E6955		EA	2					
10A	12	PAFZZ						5970-00-494-8285	HOUSING, RECEPTACLE 97403 13211E6956		EA	2					
10A	13	PAFZZ						5935-00-134-2308	CLAMP, CABLE 97403 13211E6842-1		EA	1					
10A	14	PAFZZ						5935-00-958-6994	BAR, STRAIN RELIEF 97403 13211E6841-1		EA	1					
10A	15	PAFZZ							INSULATION, SLEEVING 81349 M7444-3-1-1 1/4-B		FT	V					
10A	16	PAFZZ						5935-01-135-9976	CONNECTOR PLUG, ELECTRICAL 97403 13211E6834-1		EA	1					
10A	17	PAFZZ						5975-00-727-5153	STRAP, TIE DOWN ADJUSTABLE 96906 MS 3367-4-9		EA	5					
10A	18	PAFZZ						5975-00-842-5274	STRAP, TIE DOWN ADJUSTABLE 81349 MS 3367-1-9		EA	15					

(1) ILLUSTRATION		(2) SMR CODE				(3) USMC	(4) NATIONAL STOCK NUMBER	(5) DESCRIPTION	(6) USABLE ON CODE	(7) QTY INC IN UNITS	(8) USMC QTY PER EQUIP
A	B	A	B	C	D						
FIG. NO.	ITEM NO.	ARMY	AIR FORCE	NAVY	USMC	SSI	REFL FACTOR	REF NUMBER & MFR CODE		U/M	
10A	19	PAPZZ					5975-00-906-2414	STRAP, CABLE SELFCLINCHING 97403 1320888536		EA	2

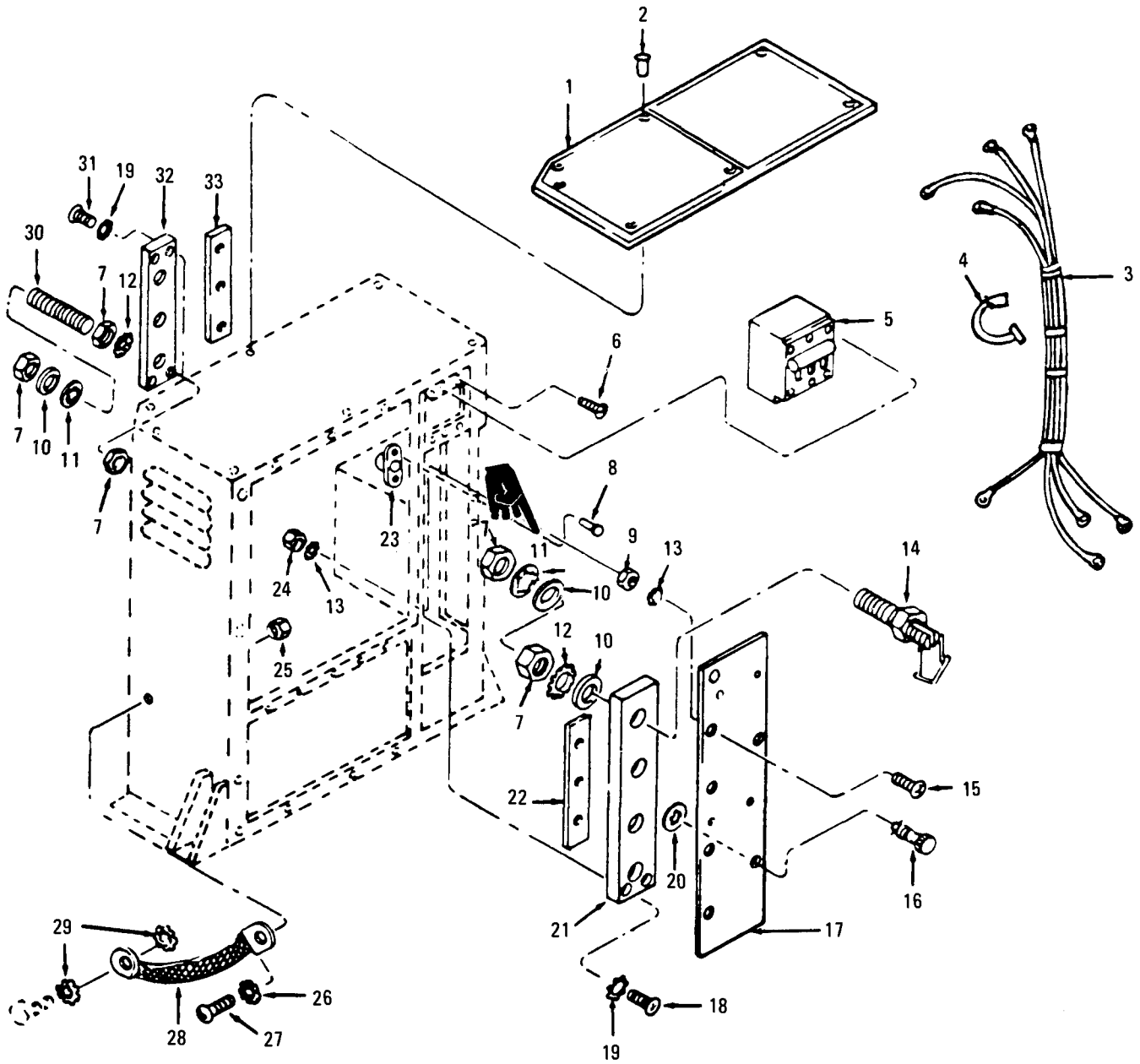


Figure 11. Circuit Breaker and Terminal Board

(1) ILLUSTRATION		(2) SMR CODE				(3)			(4)	(5)	(6)	(7)	(8)
A	B	A	B	C	D	A	B	NATIONAL STOCK NUMBER	DESCRIPTION	USABLE ON CODE	U/M	QTY INC IN UNITS	USMC QTY PER EQUIP
FIG. NO.	ITEM NO.	ARMY	AIR FORCE	NAVY	USMC	SSI	REPL FACTOR		REF NUMBER & MFR CODE				
11	1	XBFZZ	XBOZZ					9905-00-450-6958	PLATE, INSTRUCTION 13211E6912 97403		EA	1	
11	2	PAFZZ	PAOZZ					5320-00-903-6767	RIVET, DRIVE, WIRING DIAGRAM PLATE MTG MS24662-5 96906		EA	7	
11	3	MFFZZ	AFFZZ					6115-00-021-3325	WIRING HARNESS, CIRCUIT BREAKER TO TERMINAL BOARD (MANUFACTURE FROM 1-EA, TERMINAL, P/N MS 25036- 112, 2-EA, P/N MS 25036-119, 9 FT WIRE, NSN 6145-00-195-0140, 1-FT WIRE, NSN 6145-00-500-0191) 13211E6950 97403		EA	1	
11	4	PAOZZ	PAOZZ					5975-00-497-2158	STRAP, CABLE ADJUSTABLE MS17821-1-9 96906		EA	2	
11	5	PAOZZ	PAOZZ					5925-00-854-6752	CIRCUIT BREAKER 13211E6902 97403	A	EA	1	
11	5	PAOZZ	PAOZZ					5925-00-927-5434	CIRCUIT BREAKER 13212E8932 97403	B	EA	1	
11	6	PAOZZ	PAOZZ					5305-00-984-4984	SCREW, MACHINE, CIRCUIT BREAKER MTG MS35206-227 96906		EA	6	
11	7	PAFZZ	PAOZZ					5310-00-584-7996	NUT, PLAIN, HEXAGON MS16203-25 96906		EA	17	
11	8	XBFZZ	PAOZZ					5320-00-117-6394	RIVET, SOLID, RECEPTACLE MTG MS20426D3-4 96906		EA	4	
11	9	PAFZZ	PAOZZ					5310-00-934-9747	NUT, PLAIN, HEXAGON, COVER TO HINGE MS35649-262 96906		EA	4	
11	10	PAFZZ	PAOZZ					5310-00-177-1156	WASHER, FLAT AN961-416T 88044		EA	14	
11	11	PAFZZ	PAOZZ					5310-00-550-1130	WASHER, LOCK MS35333-40 96906		EA	10	
11	12	PAFZZ	PAOZZ					5310-00-209-0786	WASHER, LOCK, 1/4 IN. SCREW SIZE MS35335-33 96906		EA	7	
11	13	PAOZZ	PAOZZ					5310-00-209-0788	WASHER, LOCK MS35335-30 96906		EA	10	
11	14	PAOZZ	PAOZZ					6115-00-021-3321	TERMINAL, STUD 13211E6908 97403		EA	4	
11	15	PAFZZ	PAOZZ					5305-00-059-4550	SCREW, MACHINE, COVER TO HINGE MS35190-235 96906		EA	4	
11	16	XBFZZ	XBOZZ					5325-00-938-5669	FASTENER, FOLDING, WING HEAD 13211E6886 97403		EA	2	
11	17	XBFZZ	XBOZZ					5940-00-179-8242	COVER, TERMINAL BOARD 13211E6885 97403		EA	1	
11	18	PAFZZ	PAOZZ					5305-00-993-1848	SCREW, MACHINE, LOAD TERMINAL BOARD MTG MS35207-265 96906		EA	4	
11	19	PAFZZ	PAOZZ					5310-00-596-7691	WASHER, LOCK MS35335-32 96906		EA	6	
11	20	XBFZZ	XBOZZ					5310-00-337-8329	WASHER, LOCK, FASTENER 13211E6887 97403		EA	2	

(1) ILLUSTRATION		(2) SMR CODE				(3)		(4)	(5)	(6)	(7)	(8)
A	B	A	B	C	D	A	B	NATIONAL STOCK NUMBER	DESCRIPTION	USABLE ON CODE	QTY INC IN UNITS	USMC QTY PER EQUIP
FIG. NO.	ITEM NO.	ARMY	AIR FORCE	NAVY	USMC	SSI	REPL FACTOR		REF NUMBER & MFR CODE			
11	21	XBFZZ	XBOZZ						TERMINAL BOARD ASSEMBLY, LOAD 13211E6906 97403		EA 1	
11	22	XAFZZ	XAOZZ						TERMINAL BOARD 13211E6907 97403		EA 1	
11	23	XAFZZ	XAOZZ					5325-00-543-3237	RECEPTACLE, FASTENER 13211E6882 97403		EA 2	
11	24	XBOZZ	PAOZZ					5310-00-013-4530	NUT, PLAIN, HEXAGON CIRCUIT, BREAKER MTC MS35649-62 96906		EA 6	
11	25	PAOZZ	PAOZZ					5310-00-934-9751	NUT, PLAIN, HEXAGON, GROUND STRAP SCREW MS35650-302 96906		EA 1	
11	26	PAOZZ	PAOZZ					5310-00-080-9786	WASHER, LOCK, GROUND STRAP SCREW MS45904-60 96906		EA 2	
11	27	PAOZZ	PAOZZ					5305-00-989-7434	SCREW, MACHINE, GROUND STRAP MS35207-263 96906		EA 1	
11	28	PAOZZ	PAOZZ					6115-00-021-3326	STRAP, GROUNDING 13211E6858 97403		EA 1	
11	29	PAOZZ	PAOZZ					5310-00-889-2527	WASHER, LOCK, GROUND STRAP ATTACHING SCREW MS45904-72 96906		EA 2	
11	30	PAFZZ	PAOZZ					5307-00-007-9374	STUD, CONTINUOUS TERMINAL BOARD 13211E6911 97403		EA 3	
11	31	PAFZZ	PAOZZ					5305-00-989-7435	SCREW, MACHINE, TERMINAL BOARD MTC MS35207-264 96906		EA 2	
11	32	PAFZZ	PAOZZ					5940-01-065-3326	TERMINAL BOARD ASSEMBLY, REMOTE CONTROL 13211E6909 97403		EA 1	
11	33	XAFZZ	XAOZZ						TERMINAL BOARD, REMOTE CONTROL 13211E6910 97403		EA 1	
11		XBOZZ	XBOZZ					9905-00-477-4131	PLATE, IDENTIFICATION, CIRCUIT BREAKER 13211E6888-1 97403		EA 1	
11		XBOZZ	XBOZZ						PLATE, IDENTIFICATION, LOAD TERMINAL 13211E6888-2 97403		EA 1	

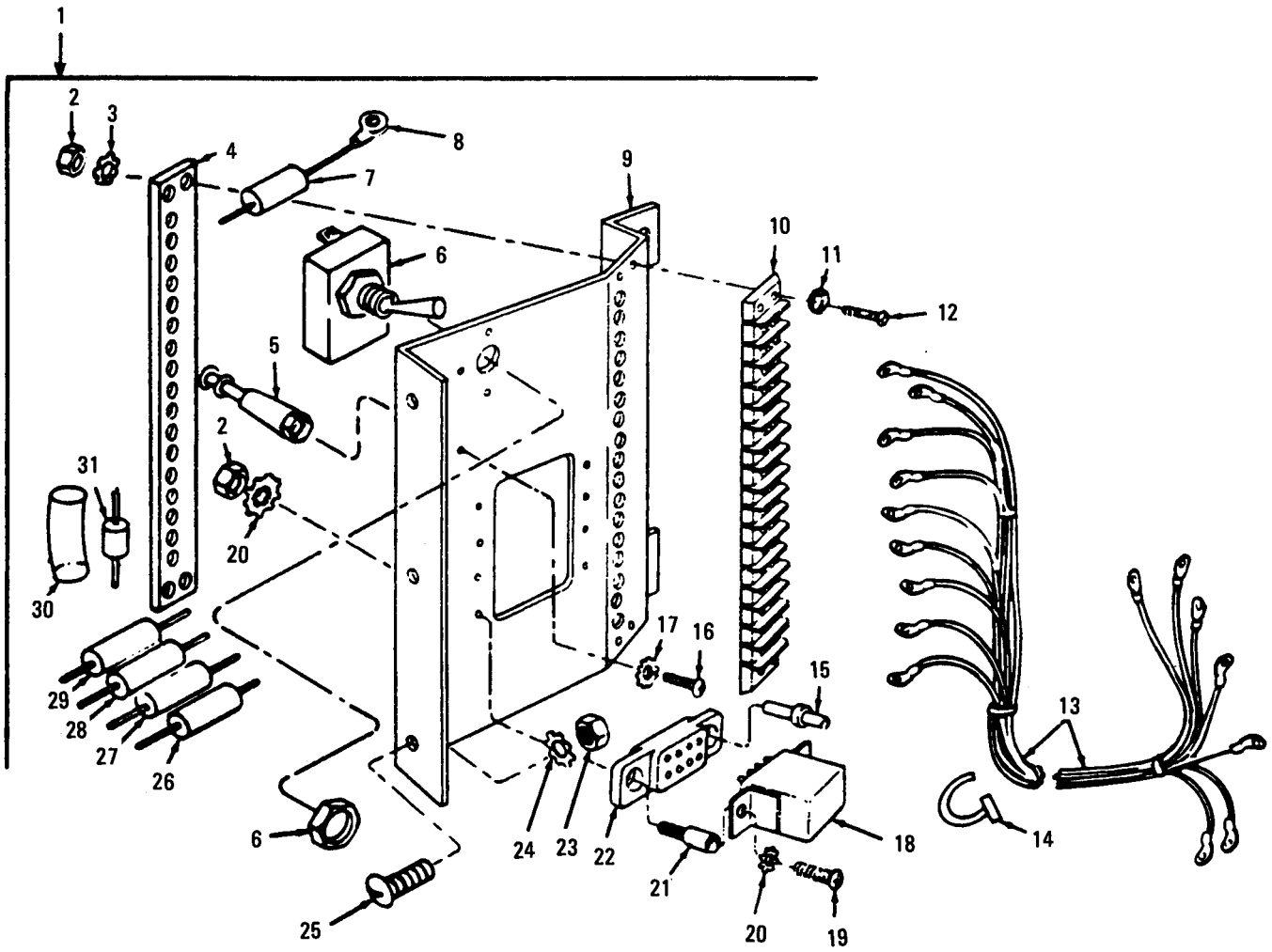


Figure 12. Relay Panel

(1) ILLUSTRATION		(2) SMR CODE				(3) USMC		(4) NATIONAL STOCK NUMBER	(5) DESCRIPTION	(6) USABLE ON CODE	(7) QTY INC IN UNITS	(8) USMC QTY PER EQUIP
a	b	a	b	c	d	a	b	REF NUMBER & MFR CODE	U/M			
FIG NO.	ITEM NO.	ARMY	AIR FORCE	NAVY	USMC	SSI	REPL FACTOR					
12	1	PAFZZ	AFFZZ					B1150307-9373	PANEL ASSEMBLY, RELAY 13211E0936 97403	EA	1	
12	2	PAFZZ	PAFZZ					5310934-9747	NUT, PLAIN, HEXAGON, NO. 632 THD SIZE MS35649-22 90690	EA	12	
12	3	PAFZZ	PAFZZ					531057930079	WASHER, LOCK, TERMINAL BOARD TO BRACKET MS3533337 96906	EA	4	
12	4	XAFZZ	XBFZZ						INSULATOR, TERMINAL BOARD 13211Ee940 97403	EA	1	
12	5	PAFZZ	XBFZZ					5940-00-02-452	TERMINAL, STUD M5515 R09Q01 81349	EA	1	
12	6	PAFZZ	PAFZZ					5930-00-685-9521	SWITCH, TOGGLE, FIELD FLASH MS35015930 90906	EA	1	
12	7	PAFZZ	PAFZZ					5901956824	RESISTOR, FIXED, 2W, 270 OHMS, R5 AND RPB RCR42G751JS 81349	EA	2	
12	8	PAFZZ	PAFZZ					5944X204496	TERMINAL LUG, RESISTOR LEAD TO FIELD SWITCH MS25030102 90906	EA	4	
12	9	XAFRZ	XBFZZ						BRACKET, RELAY MOUNTING 13211Ee938 97403	EA	1	
12	10	XAFZZ	PAFZZ					7504836067	TERMINAL BOARD MILT55164 81349	EA	1	
12	11	XBFZZ	XBFZZ						WASHER, FLAT, TERMINAL BOARD MTG NPN 19099	EA	4	
12	12	PAFZZ	PAFZZ					530504m81725	SCREW, MACHINE, TERMINAL BOARD TO BRACKET MS35206281 90908	EA	4	
12	13	MFFZ;	AFFZZ					61154021-3324	WIRING HARNESS, TERMINAL BOARD TO SELECTOR SWITCH (MANUFACTURE FROM 15-EA, TERMINALS, PIN MS 25036-112, 2-EA, PIN MS 25036157, 20-FT, WIRE NSN 6145005000191, -FT, WIRE P/N MILW76) 13211 E953 97403	EA	1	
12	14	PAFZZ	PAFZZ					5750.497-2158	STRAP, CABLE MS17821-1-9 990	EA	3	
12	15	PAFZ	XBFZZ					599 00 1 3625	CONTACT, ELECTRICAL MS90453-16 13	EA	23	
12	16	PAF	PAFZZ					53=00 9a13116	SCREW, MACHINE, RESISTOR TERMINAL M\$3206-213 N9M08	EA	1	
12	17	PAFZZ	PAFZZ					5310-0-16-354	WASHER, LOCK, RESISTOR TERMINAL MS-33&29 90908	EA	1	
12	18	PAFZ,;	PAFZZ					59451431833	RELAY, ELECTROMAGNET M5757123	EA	4	
12	19	PAFZZ	PAFZZ					5305C9614 4983	SCREW, MACHINE, RELAY TO SOCKET MS3520228 92008	EA	18	
12	20	PAFZZ	PAFZZ					531040-2000786	WASHER, LOCK MS333680 90908	EA	1e	

(1) ILLUSTRATION		(2) SMR CODE				(3)		(4)	(5)	(6)	(7)	(8)
A	B	A	B	C	D	A	B	NATIONAL STOCK NUMBER	DESCRIPTION	USABLE ON CODE	QTY INC IN UNITS	USMC QTY PER EQUIP
FIG. NO.	ITEM NO.	ARMY	AIR FORCE	NAVY	USMC	SSI	REPL FACTOR		REF NUMBER & MFR CODE			
12	21	XBFZZ	XBFZZ					5340-01-078-9815	POST, ELECTRICAL, RELAY AND SOCKET MTG 13211E6942 97403	EA	8,	
12	22	PAFZZ	XBFZZ					5935-00-021-3350	SOCKET, PLUG-IN 13211E6941 97403	EA	4,	
12	23	PAFZZ	PAFZZ					5310-00-934-9751	NUT, PLAIN, HEXAGON, RELAY PANEL MTG MS35650-302 96906	EA	3,	
12	24	PAFZZ	PAFZZ					5310-00-596-7691	WASHER, LOCK, RELAY PANEL MTG MS35335-32 96906	EA	3,	
12	25	PAFZZ	PAFZZ					5305-00-990-6444	SCREW, MACHINE, RELAY PANEL MTG MS35207-261 96906	EA	3,	
12	26	PAFZZ	PAFZZ					5905-00-781-9656	RESISTOR, FIXED, 1W, 17400 OHMS, R-10 MILR10509-3 81349	EA	1,	
12	27	XDFZZ	PAFZZ					5905-00-079-4452	RESISTOR, FIXED, 1W, 4320 OHMS, R-8 MILR10509-3 81349	EA	1,	
12	28	PAFZZ	PAFZZ					5905-00-702-0444	RESISTOR, FIXED, 1W, 7680 OHMS, R-9 MILR10509-3 81349	EA	1,	
12	29	XDFZZ	PAFZZ					5905-00-993-3175	RESISTOR, FIXED, 1W, 9090 OHMS, R-7 MILR10509-3 81349	EA	1,	
12	30	XBFZZ	PAFZZ						INSULATION, SLEEVING, RESISTOR MIL17444 81349	FT	8,	
12	31	PAFZZ	PAFZZ					6130-00-070-8887	RECTIFIER, METALLIC, TERMINAL BOARD 13211E6947 97403	EA	1,	

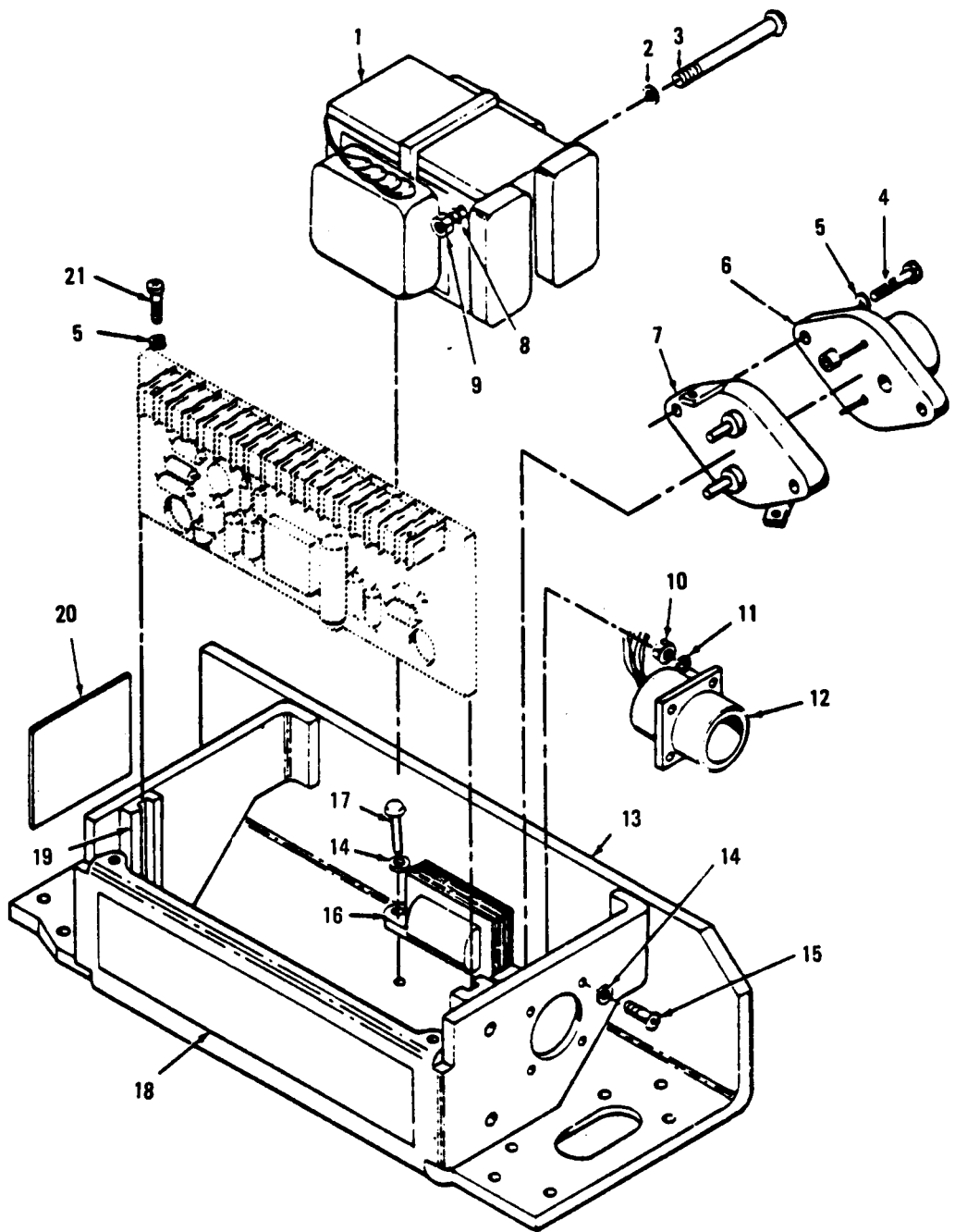


Figure 13. Voltage Regulator.

(1) ILLUSTRATION A FIG. NO.	B ITEM NO.	(2) SMR CODE		C	D	(3)		(4) NATIONAL STOCK NUMBER	(5) DESCRIPTION REF NUMBER & MFR CODE	(6) USABLE ON CODE	(7) QTY INC IN UNITS	(8) USMC QTY PER EQUIP
		A ARMY	B AIR FORCE			A SSI	B REPL FACTOR					
13		PAOFF	PAOFF					6110-00-764-7621	VOLTAGE REGULATOR ASSEMBLY		EA	1.
13	1	PAFZZ	PAFZZ					5950-01-104-6342	TRANSFORMER, POWER 13219E0890 97403 BX5960 85223		EA	2.
13	2	PAFZZ	PAFZZ					5310-00-765-3197	WASHER, FLAT MS27183-41 96906		EA	2.
13	3	PAFZZ	PAFZZ					5305-01-092-8685	SCREW, MACHINE MS35206-355 96906		EA	2.
13		PAFZZ	PAFZZ					5365-01-169-3209	SPACER, PLATE 13219E9739 97403		EA	2.
13	4	PAFZZ	PAFZZ					5305-00-889-3001	SCREW, MACHINE MS35206-231 96906		EA	2.
13	5	PAFZZ	PAFZZ					5310-00-045-4007	WASHER, LOCK, SHELL TO HOUSING SCREW MS35338-41 96906		EA	4.
13	6	PAFZZ	PAFZZ					5961-00-712-5578	TRANSISTOR 13217E3700 97403 2N4347 92735		EA	1.
13	7	PAFZZ	PAFZZ					5935-00-931-0382	SOCKET, PLUG-IN, ELECTRIC 97403 8080-1G1 91506		EA	1.
13	8	PAFZZ	PAFZZ					5310-00-596-7693	WASHER, LOCK MS35335-31 96906		EA	2.
13	9	PAFZZ	PAFZZ					5310-00-934-9757	NUT, PLAIN, HEXAGON MS35649-282 96906		EA	1.
13	10	PAFZZ	PAFZZ					5310-00-934-9739	NUT, PLAIN, HEXAGON MS35649-242 96906		EA	4.
13	11	PAFZZ	PAFZZ					5310-00-616-3554	WASHER, LOCK MS35335-29 96906		EA	4.
13	12	MFFZZ	MFFZZ						HARNES, WIRING 13219E0888		EA	1.
		PAFZZ	PAFZZ					5935-00-755-2896	MANUFACTURE FROM: CONNECTOR, RECEPTACLE MS3100R20-27P 96906		EA	1.
		PAFZZ	PAFZZ						GROMMET 13219E0891 97403		EA	1.
		PAFZZ	PAFZZ					5325-00-276-6228	GROMMET, NONMETALLIC MS25489-9 96906		EA	1.
		PAFZZ	PAFZZ					5940-00-204-8966	TERMINAL LUG, 3-EA MS25036-102 96906			
		PAFZZ	PAFZZ					5975-00-727-5153	STRAP, CABLE MS3367-4-9 96906		EA	3.
		PAFZZ	PAFZZ					6145-00-851-0897	WIRE, ELECTRICAL MILW16878/TYPB B 81349 18/BROWN		FT	1.
		PAFZZ	PAFZZ					6145-00-838-6612	WIRE, ELECTRICAL MILW16878/TYPB B 81349 18/RED		FT	1.
		PAFZZ	PAFZZ					6145-00-838-6613	WIRE, ELECTRICAL MILW16878/TYPB B 81349 18/ORANGE		FT	1.
		PAFZZ	PAFZZ					6145-00-087-9716	WIRE, ELECTRICAL MILW16878/TYPB B 81349 18/YELLOW		FT	1.
		PAFZZ	PAFZZ					6145-00-881-8177	WIRE, ELECTRICAL MILW16878/TYPB B 81349		FT	1.

(1) ILLUSTRATION A B FIG. ITEM NO. NO.		(2) SMR CODE A B C D				(3) A B SSI REFL FACTOR		(4) NATIONAL STOCK NUMBER	(5) DESCRIPTION REF NUMBER & MFR CODE	(6) USABLE ON CODE	(7) QTY INC IN UNITS	(8) USMC QTY PER EQUIP
		PAFZZ	PAFZZ				6145-00-849-5915	WIRE, ELECTRICAL MILW16878/TYPE B 18/BLUE 81349		FT	1.	
		PAFZZ	PAFZZ				6145-00-087-7691	WIRE, ELECTRICAL MILW16878/TYPE B 18/VIOLET 81349		FT	1.	
		PAFZZ	PAFZZ				6145-00-729-9264	WIRE, ELECTRICAL MILW16878/TYPE B 18/GRAY 81349		EA	1.	
		PAFZZ	PAFZZ				6145-00-643-0651	WIRE, ELECTRICAL MILW16878/TYPE B 18/WHITE 81349		FT	1.	
		PAFZZ	PAFZZ				6145-00-814-8127	WIRE, ELECTRICAL MILW16878/TYPE B 18/BLACK 81349		FT	1.	
		PAFZZ	PAFZZ				6145-00-617-0493	WIRE, ELECTRICAL MILW16878/TYPE B 18/WHITE/BROWN 81349		FT	1.	
		PAFZZ	PAFZZ					WIRE, ELECTRICAL MILW16878/TYPE B 18/WHITE/RED 81349		FT	1.	
		PAFZZ	PAFZZ					WIRE, ELECTRICAL MILW16878/TYPE B 18/WHITE/ORANGE		FT	1.	
		PAFZZ	PAFZZ					WIRE, ELECTRICAL MILW16878/TYPE B 18/WHITE/YELLOW 81349		FT	1.	
		PAFZZ	PAFZZ				6145-00-052-4624	WIRE, ELECTRICAL MILW16878/TYPE B 18/WHITE/GREEN 81349		FT	1.	
		PAFZZ	PAFZZ					WIRE, ELECTRICAL MILW16878/TYPE B 18/WHITE/BLUE 81349		FT	1.	
		PAFZZ	PAFZZ					WIRE, ELECTRICAL MILW16878/TYPE B 18/WHITE/VIOLET 81349		FT	1.	
		PAFZZ	PAFZZ				6145-00-851-0898	WIRE, ELECTRICAL MILW16878/TYPE B 18/WHITE/BLACK 81349		FT	1.	
13	13	XAFZZ	XAFZZ					CHASIS, REGULATOR 13219E0889 97403		EA	1.	
13		PAHZZ	PAFZZ				5305-00-984-6191	SCREW, MACHINE MS35206-243 96906		EA	4.	
13		PAOZZ	PAFZZ				5305-00-990-6444	SCREW, MACHINE, VOLTAGE REGULATOR MTG MS35207-261 96906		EA	4.	
13		PAFZZ	PAFZZ				5310-00-559-0070	WASHER, LOCK MS3533338 96906		EA	4.	
13		PAOZZ	PAFZZ				5310-00-576-5752	WASHER, LOCK, VOLTAGE REGULATOR MTG MS35333-39 96906		EA	4.	
13		PAFZZ	PAFZZ				5905-00-643-5129	RESISTOR, VARIABLE M22-03-00191FD 81349		EA	1.	
13	14	PAFZZ	PAFZZ				5310-00-656-0111	WASHER, FLAT MS15795-703 96906		EA	6.	

(1) ILLUSTRATION		(2) SMR CODE				(3)		(4)	(5)	(6)	(7)	(8)
A	B	A	B	C	D	A	B	NATIONAL STOCK NUMBER	DESCRIPTION	USABLE ON CODE	QTY INC IN UNITS	USMC QTY PER EQUIP
FIG. NO.	ITEM NO.	ARMY	AIR FORCE	NAVY	USMC	SSI	REPL FACTOR		REF NUMBER & MFR CODE			
13	15	PAFZZ	PAFZZ					5305-00-889-2999	SCREW,MACHINE MS35206-217 96906		EA	4.
13	16	PAFZZ	PAFZZ					5950-01-105-6315	TRANSFORMER, POWER 13219E0894 97403 BX5961 85323		EA	1.
13	17	PAFZZ	PAFZZ					5320-01-109-1381	RIVET,BLIND M24243/4-A403 81349		EA	2.
13	18	PBOZZ	PBFZZ					9905-01-135-4327	PLATE,IDENTIFICATION 13219E1039 97403		EA	1.
13	19	PAFZZ	PAFZZ					5998-00-236-1868	GUIDE,CARD 13219E0896 97403 2500-38 07556		EA	2.
13	20	PBOZZ	PBFZZ					9905-01-135-4328	PLATE,INSTRUCTION 13219E1040 97403		EA	1.
13	21	PAFZZ	PAFZZ					5305-00-889-3000	SCREW,MACHINE,SHELL TO HOUSING MS35206-230 96906		EA	4.

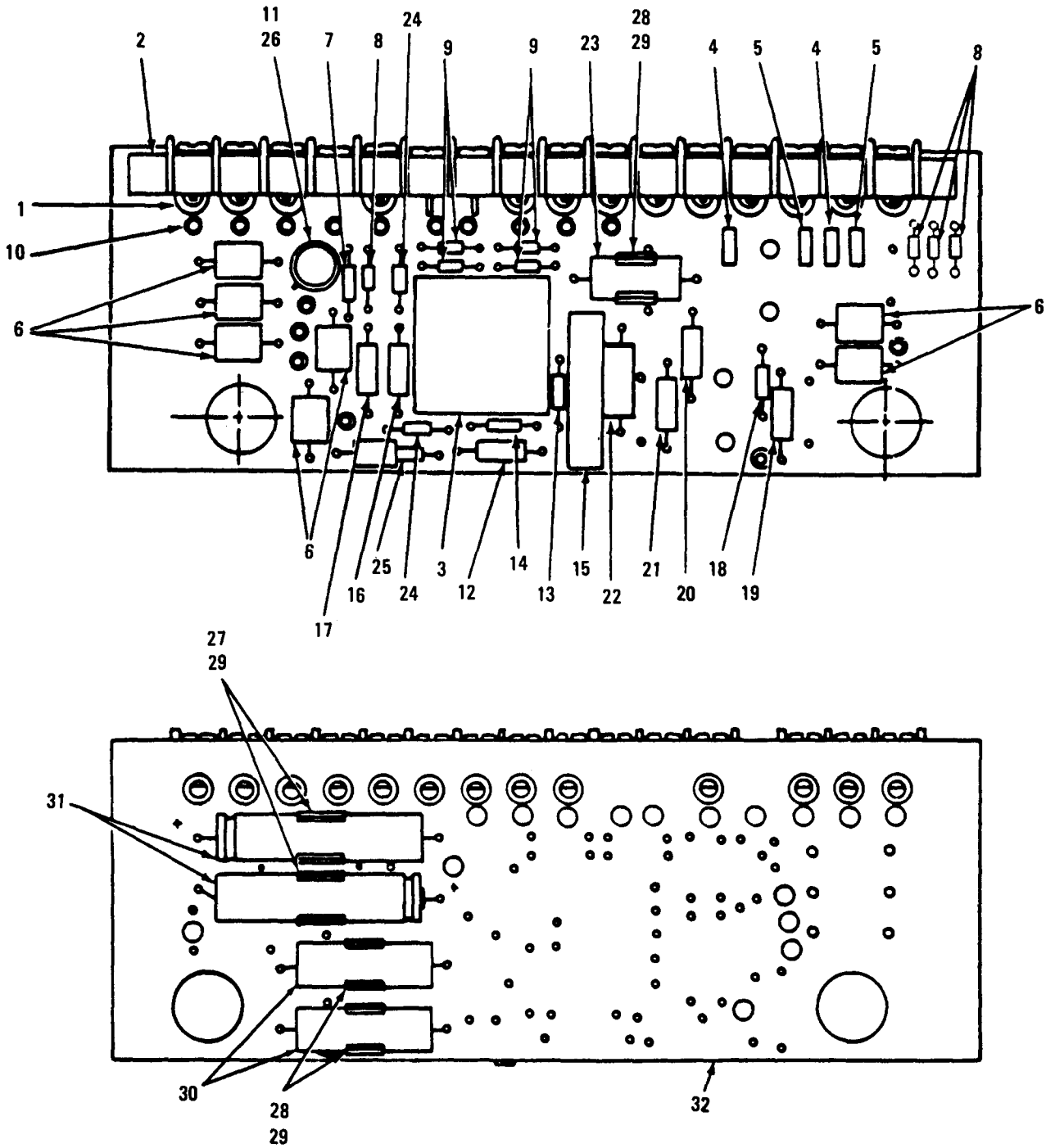


Figure 14. Regulator PWB.

(1) ILLUSTRATION		(2) SMR CODE		(3)				(4)	(5)	(6)	(7)	(8)
A	B	A	B	C	D	A	B	NATIONAL STOCK NUMBER	DESCRIPTION	USABLE ON CODE	QTY INC IN UNITS	USMC QTY PER EQUIP
FIG. NO.	ITEM NO.	ARMY	AIR FORCE	NAVY	USMC	SSI	REPL FACTOR		REF NUMBER & MFR CODE			
14		XAFZZ	XBFFF						BOARD, CIRCUIT 13219E0884 97403	EA	1,	
14	1	PAFZZ	PAFZZ					5325-00-610-6861	EYELET 13219E0892 97403 GS4-4 57771	EA	13,	
14	2	XAFZZ	XAFZZ						BOARD, TERMINAL 13219E0893 97403	EA	1,	
14	3	PAFZZ	PAFZZ					5962-00-890-0784	MICROCIRCUIT 13217E3701 97403	EA	1,	
14	4	PAFZZ	PAFZZ					5910-00-858-8093	CAPACITOR, FIXED M39014/2-1277 81349	EA	2,	
14	5	PAFZZ	PAFZZ					5910-00-113-9449	CAPACITOR M39014/2-1277 81349	EA	2,	
14	6	PAFZZ	PAFZZ					5961-00-421-3002	DIODE 13219E1001 97403 1N4141 13327	EA	7,	
14	7	PAFZZ	PAFZZ					5961-00-451-7492	SEMICONDUCTOR DEVICE 13218E5005 97403 1N5296 04713	EA	1,	
14	8	PAFZZ	PAFZZ					5961-00-957-6865	DIODE 13219E0897 97403 JANIN3611 81349	EA	4,	
14	9	PAFZZ	PAFZZ					5961-00-148-4501	DIODE 13219E1000 97403 1N4003 04713	EA	4,	
14	10	PAFZZ	PAFZZ						TERMINAL, STUD N1LT55155/12-4, SE12-4 81349	EA	16,	
14	11	PAFZZ	PAFZZ					5961-00-730-3284	TRANSISTOR 2N2405 86684	EA	1,	
14	12	PAFZZ	PAFZZ					5905-00-110-0196	RESISTOR, FIXED RCR20G102JS 81349	EA	1,	
14	13	PAFZZ	PAFZZ					5905-00-120-9152	RESISTOR, FIXED RCR07G274JM 81349	EA	1,	
14	14	PAFZZ	PAFZZ					5905-00-105-7967	RESISTOR RCR07G474JM 81349	EA	1,	
14	15	PAFZZ	PAFZZ					5905-01-084-9136	RESISTOR, VARIABLE RJ12FY504 81349	EA	1,	
14	16	PAFZZ	PAFZZ					5905-00-111-4753	RESISTOR, FIXED RCR20G243JS 81349	EA	1,	
14	17	PAFZZ	PAFZZ					5905-00-111-4738	RESISTOR, FIXED RCR20G152JS 81349	EA	1,	
14	18	PAFZZ	PAFZZ					5905-00-252-1673	RESISTOR, FIXED RCR07G624JS 81349	EA	1,	
14	19	PAFZZ	PAFZZ					5905-00-104-8330	RESISTOR RCR20G333JM 81349	EA	1,	
14	20	PAFZZ	PAFZZ					5905-00-141-1168	RESISTOR RCR20G222JM 81349	EA	1,	
14	21	PAFZZ	PAFZZ					5905-00-141-0600	RESISTOR RCR20G822JM 81349	EA	1,	

(1) ILLUSTRATION		(2) SMR CODE				(3)		(4)	(5)	(6)	(7)	(8)
A	B	A	B	C	D	A	B	NATIONAL STOCK NUMBER	DESCRIPTION	USABLE ON CODE	QTY INC IN UNITS	USMC QTY PER EQUIP
FIG. NO.	ITEM NO.	ARMY	AIR FORCE	NAVY	USMC	SSI	REPL FACTOR		REF NUMBER & MFR CODE			
14	22	PAFZZ	PAFZZ					5905-00-115-3365	RESISTOR RCR32G821JM 81349		EA	1.
14	23	PAFZZ	PAFZZ					5905-00-138-4927	RESISTOR RC42GF102JM 81349		EA	1.
14	24	PAFZZ	PAFZZ					5961-00-462-7165	DIODE 13217E3698 97403 1N4744 04713		EA	2.
14	25	PAFZZ	PAFZZ					5961-00-905-6577	DIODE 1N3826A 81349		EA	1.
14	26	PAFZZ	PAFZZ					5998-01-194-7929	MOUNTING PAD, ELECTRIC 13217E3708 97403 M38527/02-0178 81348		EA	1.
14	27	PAFZZ	PAFZZ					5340-01-048-3079	CLIP M24066/2-108 81349		EA	2.
14	28	PAFZZ	PAFZZ					5340-00-026-4789	CLIP M24066/2-107 81349		EA	3.
14	29	PAFZZ	PAFZZ					5320-00-800-5704	RIVET MS16535-64 96906		EA	5.
14	30	PAFZZ	PAFZZ					5905-00-879-3635	RESISTOR, FIXED, WIRE RW67V102 81349		EA	2.
14	31	PAFZZ	PAFZZ					5910-00-832-5026	CAPACITOR, FIXED 600D686F075DJ4 56289		EA	2.
14	32	XBHZZ	XAFZZ						BOARD, WIRING 13219E0885 97403		EA	1.

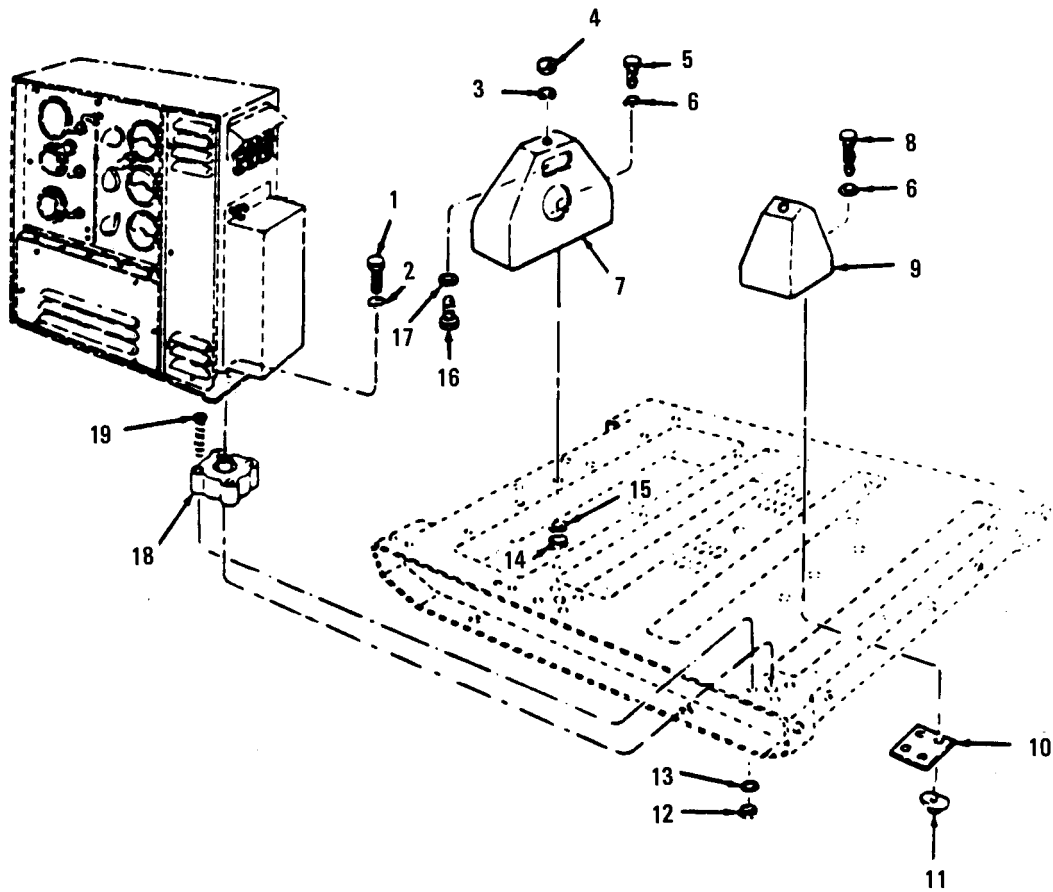


Figure 15. Engine and Generator Brackets.

(1) ILLUSTRATION		(2) SMR CODE				(3)			(4)	(5)	(6)	(7)	(8)
A	B	A	B	C	D	A	B	NATIONAL STOCK NUMBER	DESCRIPTION	USABLE ON CODE	U/M	QTY INC IN UNITS	USMC QTY PER EQUIP
FIG. NO.	ITEM NO.	ARMY	AIR FORCE	NAVY	USMC	SSI	REPL FACTOR		REF NUMBER & MFR CODE				
GROUP 05 - GENERATOR ASSEMBLY													
15	1	PAFZZ	PAFZZ					5305-00-068-0501	SCREW,CAP,HEXAGON HEAD, GENERATOR MTG MS90725-5 96906		EA	2,	
15	2	PAFZZ	PAFZZ					5310-00-045-4007	WASHER,LOCK,CONTROL BOX MTG SCREW MS35338-44 96906		EA	2,	
15	3	PAFZZ	PAFZZ					5310-00-584-5272	WASHER,LOCK,ENGINE MTG SCREW MS35338-48 96906		EA	1,	
15	4	PAFZZ	PAFZZ					5310-00-768-0318	NUT,PLAIN,HEXAGON,ENGINE MTG SCREW MS51967-14 96906		EA	1,	
15	5	PAOZZ	PAOZZ					5305-00-269-3214	SCREW,CAP,HEXAGON HEAD, BRACKET MTG MS90725-64 96906		EA	3,	
15	6	PAOZZ	PAOZZ					5310-01-053-1004	WASHER,FLAT, 3/8 IN. SCREW SIZE 13211E6995-1 97403		EA	11,	
15	7	XBOZZ	XBOZZ					6115-00-179-8325	MOUNTING BRACKET,ENGINE 13211E6721 97403		EA	1,	
15	8	PAFZZ	PAFZZ					5305-00-269-3213	SCREW,CAP,HEXAGON,HEAD, GENERATOR MTG BRACKET, 3/8-16 THD SIZE, 1 1/4 N. LG MS90725-62 96906		EA	8,	
15	9	XBFZZ	XBFZZ						BRACKET,GENERATOR MTG 13211E6726 97403		EA	2,	
15	10	XBFZZ	XBFZZ						PLATE,RETAINER,GENERATOR MTG 13211E6727 97403		EA	2,	
15		PAOZZ	PAOZZ					5310-00-809-4058	WASHER,FLAT,.281 ID X.625 OD X.065 THK MS27183-10 96906		EA	4,	
15	11	XBFZZ	PAFZZ					5310-00-050-3478	NUT,WELD,GENERATOR MTG PLATE 13211E6716-2 97403		EA	4,	
15	12	PAFZZ	PAFZZ					5310-00-934-9751	NUT,PLAIN,HEXAGON,VIBRATION MTG SCREW MS35650-302 96906		EA	8,	
15	13	PAFZZ	PAFZZ					5310-00-045-3296	WASHER,LOCK,VIBRATION MTG SCREW MS35338-43 96906		EA	8,	
15	14	PAOZZ	PAOZZ					5310-00-732-0558	NUT,PLAIN,HEXAGON,BRACKET MTG MS51967-8 96906		EA	3,	
15	15	PAOZZ	PAOZZ					5310-00-637-9541	WASHER,LOCK,ENGINE MTG BRACKET SCREW MS35338-46 96906		EA	3,	
15	16	PAFZZ	PAFZZ					5305-00-042-6417	SCREW,CAP,HEXAGON HEAD, ENGINE MTG MS90725-113 96906		EA	1,	
15	17	PAFZZ	PAFZZ					5310-01-037-8718	WASHER,FLAT,BRACKET MTG 13211E6995-3 97403		EA	1,	
15	18	PAFZZ	PAFZZ					5340-00-682-1878	MOUNT,RESILIENT 13211E6702 97403		EA	2,	
15	19	PAFZZ	PAFZZ					5305-00-959-2689	SCREW,MACHINE,VIBRATION MOUNT MS35191-279 96906		EA	8,	

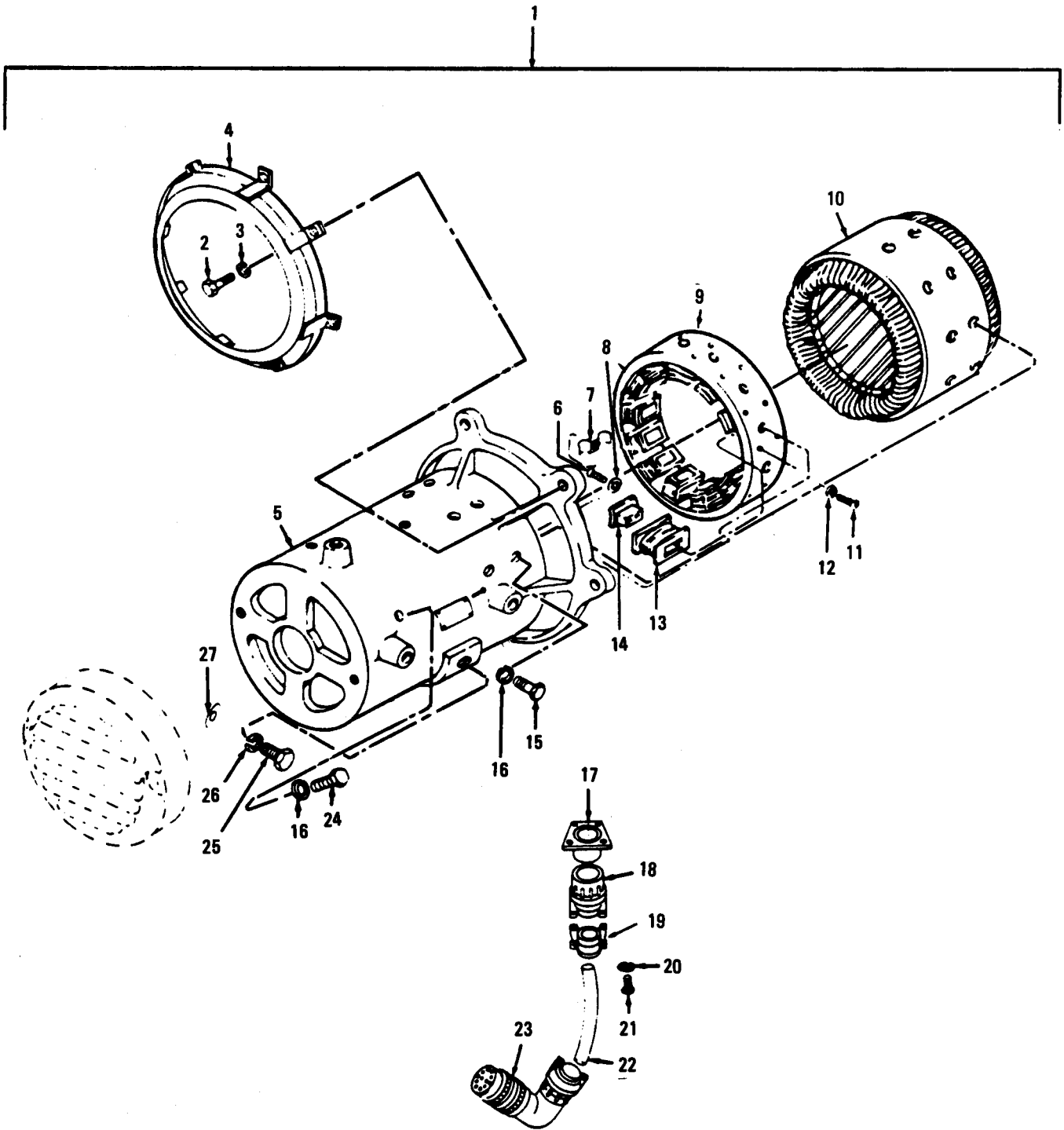


Figure 16. Generator (Sheet 1 of 2)

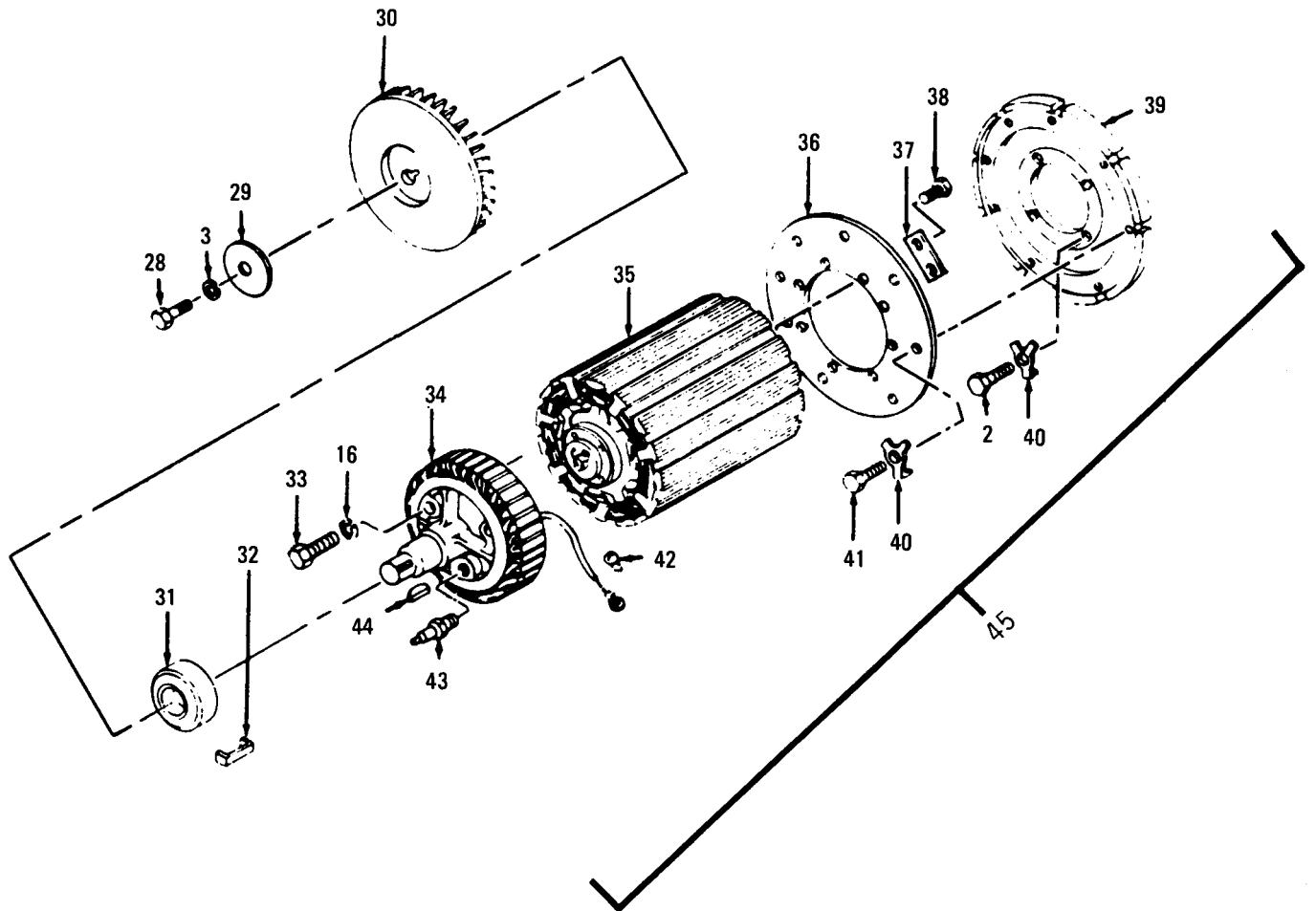


Figure 16. Generator (Sheet 2 of 2)

TM 5-6115-332-24P
TO-35C2-3-424-24

(1) ILLUSTRATION		(2) SMR CODE				(3) USMC		(4) NATIONAL STOCK NUMBER	(5) DESCRIPTION		(6)	(7)	(8)
a	b	a	b	c	d	a	b	REF NUMBER & MFR CODE	USABLE ON CODE	U/M	QTY INC IN UNITS	USMC QTY PER EQUIP	
FIG NO.	ITEM NO.	ARMY	AIR FORCE	NAVY	USMC	SSI	REPL FACTOR						
16		PAFDD	PAFDD					6115-00951-0488	GENERATOR ASSEMBLY. 5 KW. 60 HERTZ 13211E6800 97403	A		EA	1
16		PAFDD	PAFDD					6115-00-930-4817	GENERATOR ASSEMBLY. 5KW. 400 HERTZ 13212E8975 97403	B		EA	1
16	1	PAFDD	PAFDD					6115-01-168-8936	HOUSINGASSEMBLY.400HZ 13212E8993 97403	B		EA	1
16	1	PAFDD	PAFDD					6115-01-171-5858	HUSING ASSEMBLY. 60 HZ 13211E6829 97403	A		EA	1
16	2	PAFZZ	PAFZZ					5306-00.225-9081	SCREW.CAP.HEXAGONHEAD MS90725-36 96906			EA	12
16	3	PAFZZ	PAFZZ					5310-00-407-9566	WASHER.LOCK 5/6 IN SCREW SIZE MS35338-45 96906			EA	9
16	4	XBFZZ	XEFZZ						GRILLE AIR INLET 13212E8991 97403			EA	1
16	4	XBFZZ	XBFZZ					6115-00.484-0501	GRILLE, METAL 13211E6849 97403	A		EA	1
16	5	XADDD	XAFZZ					6115-01130-9676	HOUSING. GENERATOR 60HZ 1321 E6830 97403	A		EA	1
16	5	PBDDC	XAFZZ					6115-01 159-2700	HOUSING GENERATOR 400HZ 13212E8994 97403	B		EA	1
16		PADZZ	PAFZZ						INSULATOR WIRE CLIP 13211E6838 97403			EA	1
16	6	PADZZ	PAFZZ					5305-00984-6191	SCREW. MACHINE. WIRE CLIP ATTACHNG MS35206-243 96906			EA	1
16	7	PADZZ	PAFZZ					534001-164 659.	STRAP RETAINING 13211E6839 97403			EA	1
16	8	PAHZZ	PAFZZ					5310-00 045 3299	WASHER. LOCK CLIP ATTACHING SCREW MS35338.42 96906			EA	1
16	9	XAFDO	PAFDD					DELETED	FRAME ASSEMBLY EXCITER 13211E6831 97403			EA	1
16	10	XAFDD	PAFDO					DELETED	STATOR ASSEMBLY 60HZ 13211E6843 97403	A		EA	1
16	10	XAFDD	PAFDO					DELETED	STATOR. ASSEMBLY.400HZ 13212E8995 97403	B		EA	1
16	11	PADZZ	PAFZZ					5305-00-984-6213	SCREW MACHINE EXCITERSTATORFRAME MS35206-266 96906			EA	16
16	12	PADZZ	PAFZZ					5310-00-045-3296	WASHER. LOCK. EXCITER STATOR FRAME MS35338-43 96906			EA	16
16	13	PADZZ	PAFZZ					5965-01-110-1415	COIL EXCITER 3211E6833 97403			EA	8
16	14	XBDZZ	PAFZZ					6115-01-095-6976	POLE. EXCITER 13211E6836 97403			EA	8
16	15	PADZZ	PAFZZ					5306-00-225-3839	SCREW CAP. HEXAGON HEAD STATOR TO HOUSING MS90725-8 - 96906			EA	8
16	16	PADZZ	PAFZZ					5310-00-045-4007	WASHER. LOCK. 1/4 IN SCREW SIZE MS35338-44 96906			EA	16
16	17	PAFZZ	PAFZZ					5935-00-021-3327	SHELL FEEDTHRU 1321 1E6840-2 97403			EA	1
16	18	PAFZZ	PAFZZ					5935-00-021-3354	CLAMP CABLE. CLAMP TO SHELL 1321 1E6842-2 97403			EA	1

(1) ILLUSTRATION		(2) SMR CODE				(3)		(4)	(5)	(6)	(7)	(8)
A	B	A	B	C	D	A	B	NATIONAL STOCK NUMBER	DESCRIPTION	USABLE ON CODE	QTY INC IN UNITS	USMC QTY PER EQUIP
FIG. NO.	ITEM NO.	ARMY	AIR FORCE	NAVY	USMC	SSI	REPL FACTOR		REF NUMBER & MFR CODE			
16	19	PAFZZ	PAFZZ					5935-00-524-4705	BAR, STRAIN, RELIEF, SLEEVING TO CLAMP 13211E6841-2 97403		EA 1,	
16	20	PAFZZ	PAFZZ					5310-00-045-4007	WASHER, LOCK: SHELL TO HOUSING SCREW MS35338-41 96906		EA 4,	
16	21	PAFZZ	PAFZZ					5305-00-889-3000	SCREW, MACHINE, SHELL TO HOUSING MS35206-230 96906		EA 4,	
16	22	PAFZZ	PAFZZ					5970-01-179-0204	SLEEVING, ELECTRICAL, STATOR, INSUL LEAD, 12 IN. LG. 13212E9777 97403		EA 1,	
16	23	PAFZZ	PAFZZ					5935-00-021-3353	CONNECTOR, PLUG 75-214824-115 77820		EA 1,	
16	24	PADZZ	PAFZZ					5305-00-071-2238	SCREW, CAP, HEXAGON HEAD, HOUSING TO FRAME MS90725-13 96906		EA 4,	
16	25	PAFZZ	PAFZZ					5305-00-071-2055	SCREW, CAP, HEXAGON HEAD, GENERATOR MTG MS90728-98 96906		EA 2,	
16	26	PAFZZ	PAFZZ					5310-00-209-0965	WASHER, LOCK, GENERATOR MTG MS35338-47 96906		EA 2,	
16	27	PAFZZ	PAFZZ					5310-00-209-2172	WASHER, FLAT, GENERATOR MTG BOLT 13211E6995-2 97403		EA 2,	
16	28	PAFZZ	PAFZZ					5306-00-225-8503	BOLT, MACHINE, FAN TO SHAFT MTG MS90725-39 96906		EA 1,	
16	29	PAFZZ	PAFZZ					5310-01-095-4630	WASHER, FLAT, FAN TO SHAFT 13211E6854 97403		EA 1,	
16	30	PAFZZ	XBFZZ					4140-00-930-2539	IMPELLER, FAN, AXIAL 13211E6851 97403		EA 1,	
16	31	PAFZZ	PAFZZ					3110-00-585-3296	BEARING, BALL, ROTOR SHAFT 13211E6807 97403		EA 1,	
16	32	PAFZZ	PAFZZ					5340-00-359-5269	CLIP, SPRING TENSION 13214E0209 97403		EA 1,	
16	33	PADZZ	PADZZ					5305-00-071-2239	SCREW, CAP, HEXAGON HEAD, EXCITER ROTOR TO GENERATOR ROTOR MS90725-12 96906		EA 4,	
16	34	PADZZ	PAFZZ					6115-00-021-3329	ROTOR, WOUND, EXCITER 13211E6802 97403		EA 1,	
16	35	PADDD	XAFZZ					6115-01-153-7192	ROTOR ASSEMBLY, ALTERNATOR A 60 HZ 13211E6811 97403		EA 1,	
16	35	XADDD	XAFZZ						ROTOR ASSEMBLY, ALTERNATOR, 400 HZ 13212E8977 97403	B	EA 1,	
16	36	PADZZ	PAFZZ					6115-00-066-2437	DISC, GENERATOR 13211E6828 97403		EA 1,	
16	37	PADZZ	PAFZZ					6115-00-010-0212	PLATE, LOCK, DRIVE DISC TO MOTOR 13211E6856 97403		EA 4,	
16	38	PADZZ	PAFZZ					5305-00-068-0502	SCREW, CAP, HEXAGON HEAD, DRIVE DISC TO ROTOR MS90725-6 96906		EA 8,	
16	39	PADZZ	PAFZZ					6115-00-933-2751	END BELL, ELECTRICAL, DRIVE DISC 13211E6853 97403		EA 1,	

(1) ILLUSTRATION		(2) SMR CODE				(3)		(4)	(5)	(6)	(7)	(8)
A	B	A	B	C	D	A	B	NATIONAL STOCK NUMBER	DESCRIPTION	USABLE ON CODE	QTY INC IN UNITS	USMC QTY PER EQUIP
FIG. NO.	ITEM NO.	ARMY	AIR FORCE	NAVY	USMC	SSI	REPL FACTOR		REF NUMBER & MFR CODE			
16	40	PADZZ	PAFZZ					5310-00-016-7922	WASHER, KEY, 5/16 IN. SCREW SIZE 13211E6855 97403		EA 12	
16	41	PADZZ	PAFZZ					5306-00-225-8498	BOLT, MACHINE, DRIVE DISC TO FLYWHEEL MS90725-33 96906		EA 8	
16	42	PAFZZ	PAFZZ					5305-00-013-2900	SCREW, MACHINE, EXCITER ROTOR LEAD SABJ478 81343		EA 1	
16	43	PAFZZ	PAFZZ					5961-00-225-9123	SEMICONDUCTOR DEVICE, EXCITER ROTOR, 6 AMP 13211E6808 97403		EA 3	
16	44	PAFZZ	PAFZZ					5315-00-616-5514	KEY, WODRUFF, FAN MS35756-6 96906		EA 1	
16	45	PAFDD	PAFDD					6115-00-021-3328	ROTOR ASSEMBLY, 60 HZ 13211E6801 97403	A	EA 1	
16	45	PAFDD	PAFDD					6115-00-930-5778	ROTOR ASSEMBLY, 400 HZ 13212E8976 97403	B	EA 1	

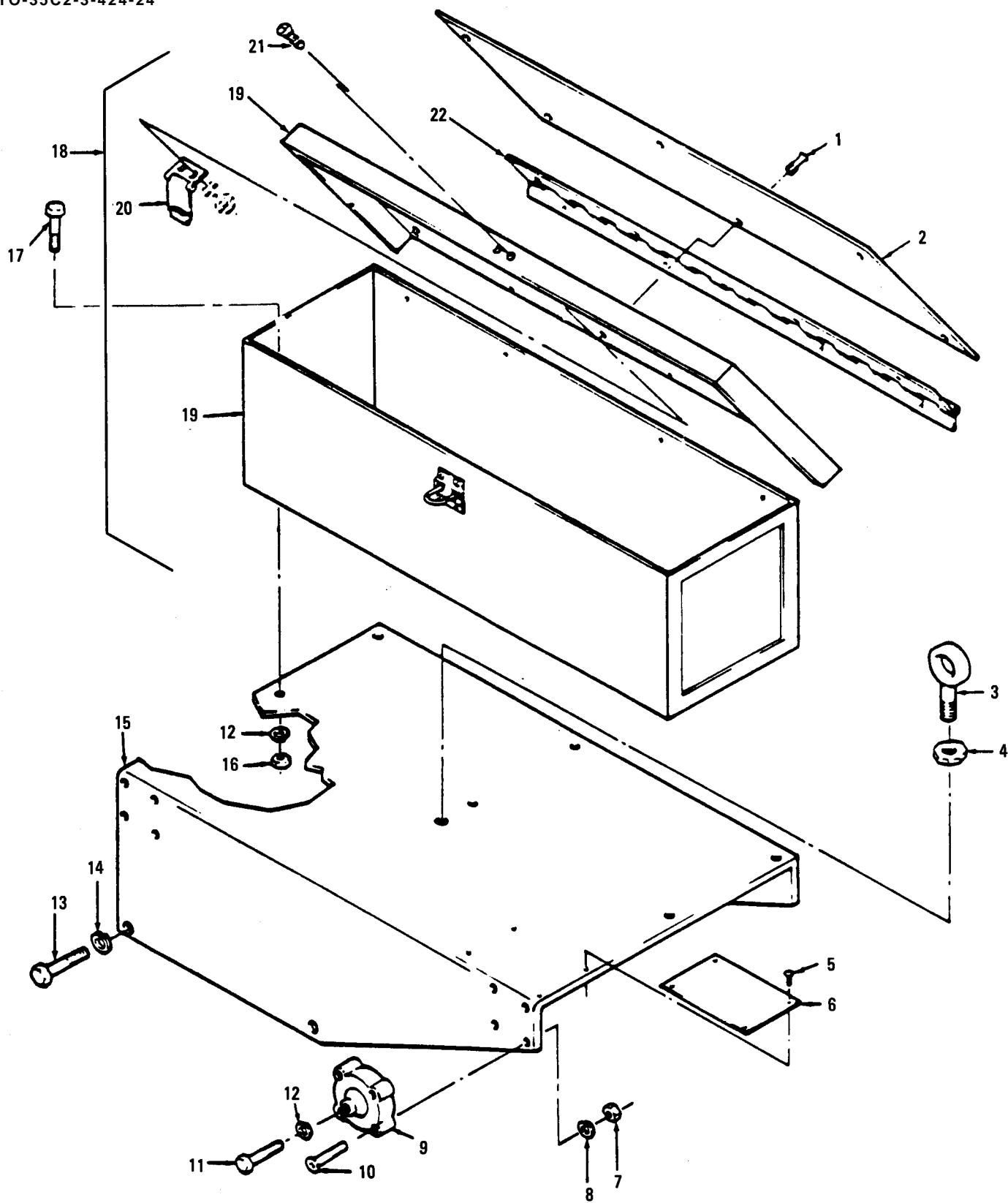


Figure 17. Tool Box and Brackets

(1) ILLUSTRATION A B FIG. ITEM NO. NO.		(2) SMR CODE A B C D ARMY AIR NAVY USMC				(3) A B SSI REPL FACTOR		(4) NATIONAL STOCK NUMBER	(5) DESCRIPTION REF NUMBER & MFR CODE	(6) USABLE ON CODE	U/M	(7) QTY INC IN UNITS	(8) USMC QTY PER EQUIP
GROUP 06 - FRAME ASSEMBLY													
17	1	PAOZZ	PAOZZ					5320-00-903-6766	RIVET, BLIND, NAMEPLATE MTG MS24662-3 96906		EA	6,	
17	2	PAOZZ	XBOZZ					9905-00-617-9425	PLATE, INSTRUCTION, OPERATING INSTRUCTION 13211E6765 97403		EA	1,	
17	3	PAOZZ	PAOZZ					5306-00-411-2405	EYEBOLT, GENERATOR LIFTING 13211E6765 97403		EA	1,	
17	4	PAOZZ	PAOZZ					5310-00-851-2682	NUT, PLAIN, HEXAGON, EYEBOLT MS35691-17 96906		EA	1,	
17	5	PAOZZ	PAOZZ					5305-00-175-3230	SCREW, DRIVE, INSTRUCTION PLATE MTG MS21318-14 96906		EA	4,	
17	6	PAOZZ	PAOZZ					9905-00-477-4138	PLATE, IDENTIFICATION, GENERATOR SET 73-0506-10 30554	A	EA	1,	
17	6	PAOZZ	PAOZZ					9905-01-144-7859	PLATE, IDENTIFICATION, GENERATOR SET 73-0506-11 30554	B	EA	1,	
17	7	PAOZZ	PAOZZ					5310-00-934-9751	NUT, PLAIN, HEXAGON, MOUNT TO BOX MTG SCREW MS35650-302 96906		EA	8,	
17	8	PAOZZ	PAOZZ					5310-00-045-3296	WASHER, LOCK, MOUNT TO BOX MTG SCREW MS35338-43 96906		EA	8,	
17	9	PAOZZ	PAOZZ					5340-00-682-1878	MOUNT, RESILIENT, CONTROL BOX 13211E6702 97403		EA	2,	
17	10	PAOZZ	PAOZZ					5305-00-959-2689	SCREW, MACHINE, MOUNT TO BOX MTG MS35191-279 96906		EA	8,	
17	10	PAOZZ	PAOZZ					5305-00-984-7352	SCREW, MACHINE, MOUNT TO BOX MTG MS35191-278 96906		EA	8,	
17	11	PAOZZ	PAOZZ					5305-00-267-8953	SCREW, CAP, HEXAGON HEAD, CONTROL BOX MTG MS90727-5 96906		EA	2,	
17	12	PAOZZ	PAOZZ					5310-00-045-4007	WASHER, LOCK MS35338-44 96906		EA	6,	
17	13	PAOZZ	PAOZZ					5306-00-225-8497	BOLT, MACHINE, BRACKET TO STATOR FRAME MS90725-32 96906		EA	5,	
17	14	PAOZZ	PAOZZ					5310-00-407-9566	WASHER, LOCK, BRACKET TO STATOR FRAME SCREW MS35338-45 96906		EA	5,	
17	15	XBOZZ	XBOZZ						BRACKET, TOOL BOX 13211E6760 97403		EA	1,	
17	16	XDOZZ	PAOZZ					5310-00-761-6882	NUT, PLAIN, HEXAGON, TOOL BOX MTG SCREW MS51967-2 96906		EA	4,	
17	17	PAOZZ	PAOZZ					5305-00-068-0502	SCREW, CAP, HEXAGON HEAD, TOOL BOX MTG MS90725-6 96906	B	EA	4,	

(1) ILLUSTRATION		(2) SMR CODE				(3)		(4)	(5)	(6)	(7)	(8)
A	B	A	B	C	D	A	B	NATIONAL STOCK NUMBER	DESCRIPTION	USABLE ON CODE	QTY INC IN UNITS	USMC QTY PER EQUIP
FIG. NO.	ITEM NO.	ARMY	AIR FORCE	NAVY	USMC	SSI	REPL FACTOR		REF NUMBER & MFR CODE			
17	18	XBOOZ	XBOZZ					5140-00-405-9377	TOOL BOX,PORTABLE 13211E6761 97403		EA	1.
17	19	XBOZZ	XBOZZ					5140-01-225-0399	BOX,TOOL 13211E6761-1 97403		EA	1.
17	20	PAOZZ	XBOZZ					5340-01-159-5972	LATCH ASSEMBLY 13200E6140 97403		EA	1.
17	21	PAOZZ	PAOZZ					5320-00-954-0113	RIVET,TUBULAR,TOOL BOX LATCH MS16535-155 96906		EA	4.
17	22	PAOZZ	XBOZZ					5340-01-053-7127	HINGE,BUTT,TOOL BOX LID MS35823-2A 96906		EA	1.

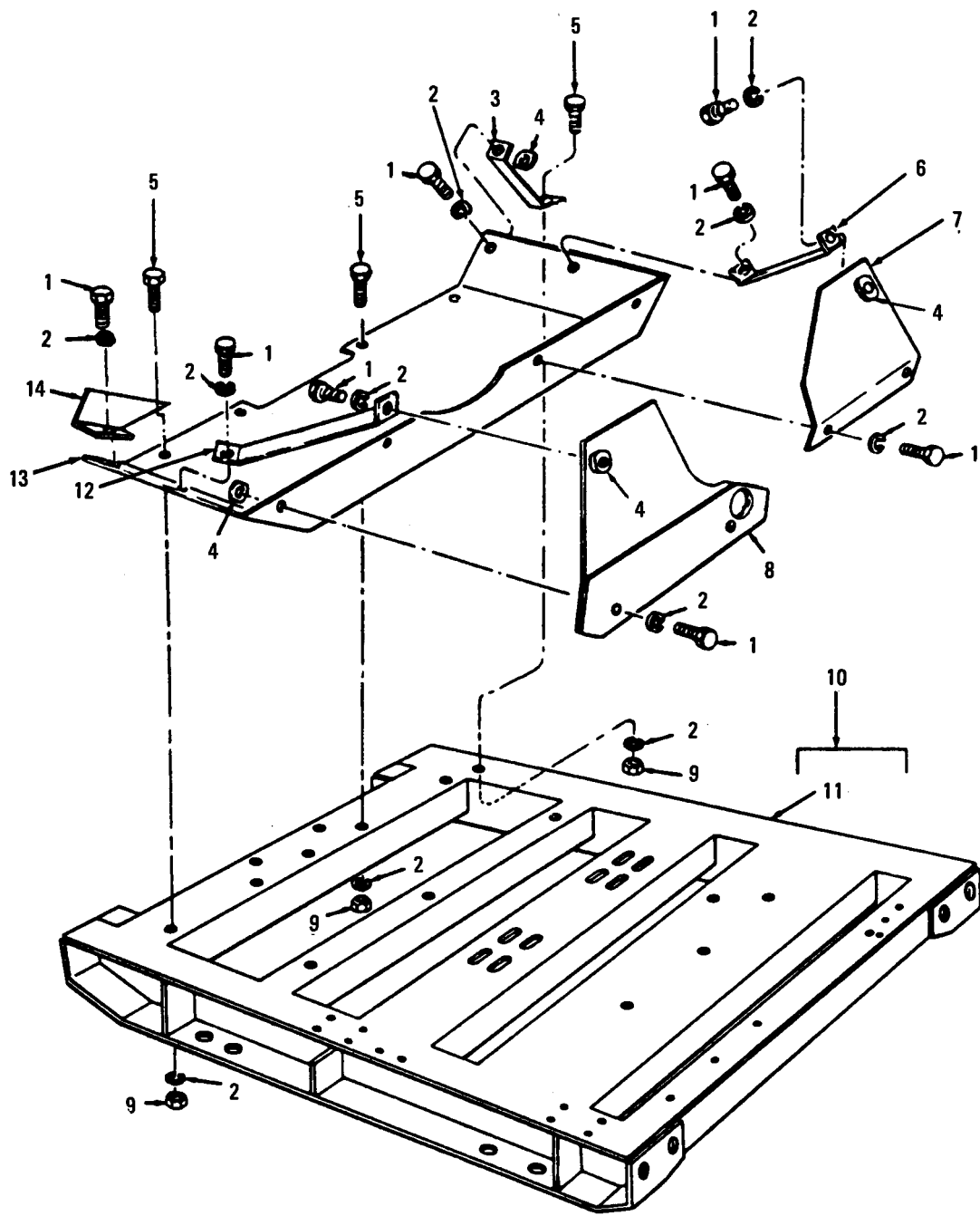


Figure 18. Skid, Frame Drip Pan

(1) ILLUSTRATION		(2) SMR CODE				(3)			(4)	(5)	(6)	(7)	(8)
A	B	A	B	C	D	A	B	NATIONAL STOCK NUMBER	DESCRIPTION	USABLE ON CODE	QTY INC IN UNITS	USMC QTY PER EQUIP	
FIG. NO.	ITEM NO.	ARMY	AIR FORCE	NAVY	USMC	SSI	REPL FACTOR		REF NUMBER & MFR CODE				
18	1	PAFZZ	PAFZZ					5305-00-068-0500	SCREW,CAP,HEXAGON HEAD 1/4-20 THD SIZE, 1/2 IN. LG MS90725-3 96906		EA 10,		
18	2	PAFZZ	PAFZZ					5310-00-045-4007	WASHER,LOCK MS35338-44 96906		EA 21,		
18	3	PAFZZ	XBFZZ					6115-00-118-1595	BRACKET,DEFLECTOR 13211E6722 97403		EA 1,		
18	4	PAFZZ	XBFZZ					5310-00-392-0860	NUT,PLAIN,WELDING, 1/4-20 THD SIZE 2113 76871		EA 10,		
18	5	PAFZZ	PAFZZ					5305-00-225-3840	SCREW,CAP,HEXAGON HEAD, 1/4-20 THD SIZE,7/8 IN. LG MS90725-7 96906		EA 8,		
18	6	XBFZZ	XBFZZ						BRACKET,PLATE,BAFFLE SUPPORT 13211E6723 97403		EA 1,		
18	7	XBFZZ	XBFZZ					6115-00-179-8314	PLATE,BAFFLE 13211E6724 97403		EA 1,		
18	8	XBFZZ	XBFZZ						PLATE,BAFFLE 13211E6717 97403		EA 1,		
18	9	PAFZZ	PAFZZ					5310-00-761-6882	NUT,PLAIN,HEXAGON 1/4-20 THD SIZE MS51967-2 96906		EA 8,		
18	10	XBHZZ	XBFZZ						BASE ASSEMBLY,SKID 13211E6700 97403		EA 1,		
18	11	XAHZZ	XAFZZ						BASE,SKID 13211E6701 97403		EA 1,		
18	12	XBFZZ	XBFZZ					5340-00-255-5047	BRACKET SUPPORT,BAFFLE PLATE,RIGHT 13211E6718 97403		EA 1,		
18	13	XBFZZ	XBFZZ					2805-00-228-6967	PLATE,DEFLECTOR,BAFFLE PLATE SUPPORT 13211E6715 97403		EA 1,		
18	14	PAFZZ	XBFZZ					2925-01-159-0506	BAFFLE,PLATE,DEFLECTOR 13211E6719 97403		EA 1,		

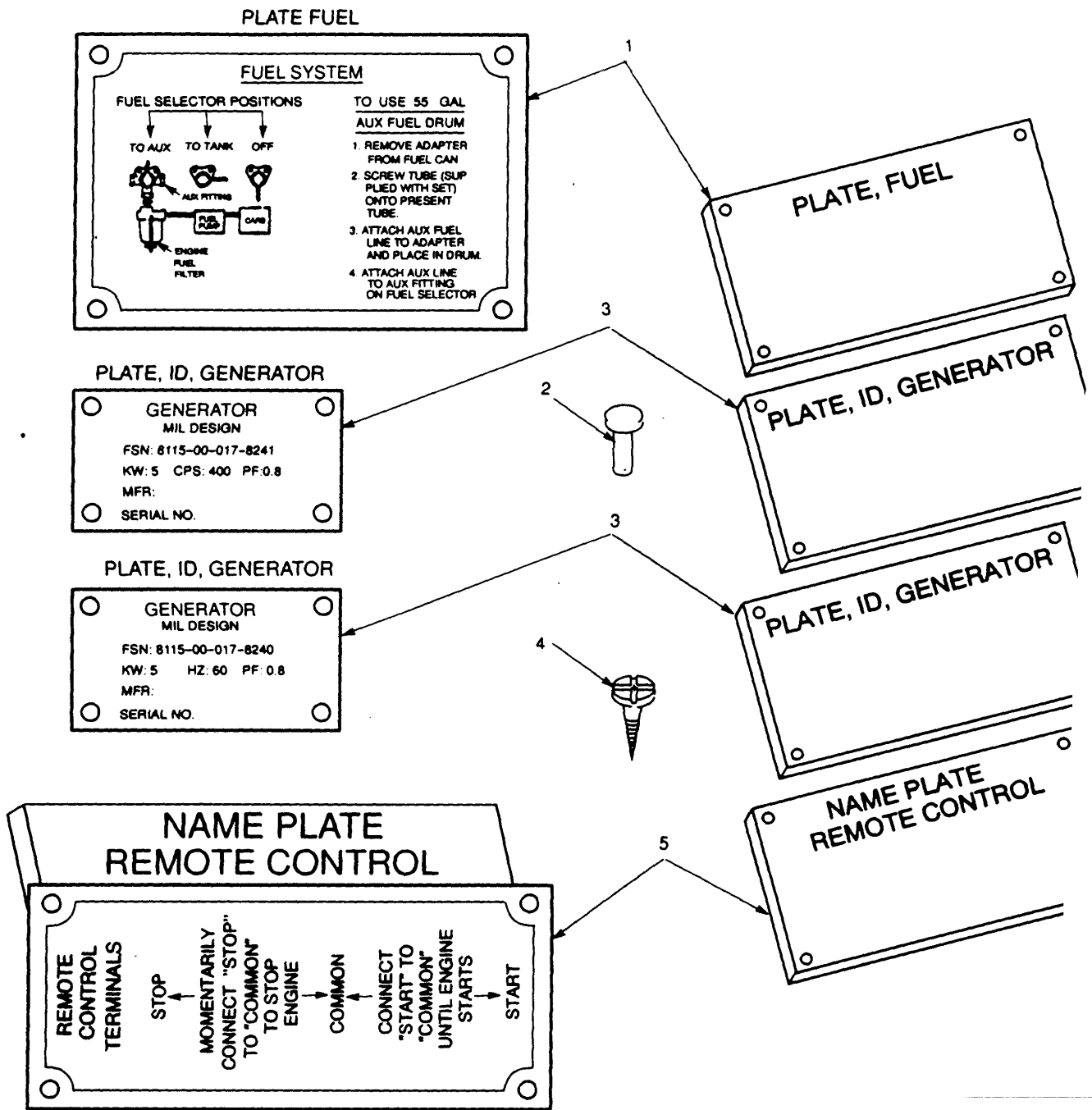


Figure 19. Data Plates.

(1) ILLUSTRATION		(2) SMR CODE				(3) USMC		(4) NATIONAL STOCK NUMBER	(5) DESCRIPTION USABLE ON CODE	(6) U/M	(7) QTY INC IN UNITS	(8) USMC QTY PER EQUIP
a	b	a	b	c	d	a	b	REF NUMBER & MFR CODE				
FIG NO.	ITEM NO.	ARMY	AIR FORCE	NAVY	USMC	SSI	REPL FACTOR					
19	1	XBFZZ	XBFZZ					PLATE INSTRUCTION FUEL SYSTEM 1321 E6725 97403				
19	2	PAFZZ	PFAZZ					RIVET. BLIND MS246623 96906				
19	3	XBFZZ	XBFZZ					PLATE. IDENTIFICATION GENERATOR B 13212E9782 97403				
19	3	XBFZZ	XBFZZ					PLATE. IDENTIFICATION GENERATOR A 13212E9776 97403				
19	4	PAFZZ	PAOFF					SCREW. DRIVE MS21318-14 96906				
19	5	XBFZZ	XBFZZ					NAME PLATE REMOTE CONTROL 1321 E6922 97403				

(1) ILLUSTRATION		(2) SMR CODE				(3)		(4)	(5)	(6)	(7)	(8)
A	B	A	B	C	D	A	B	NATIONAL STOCK NUMBER	DESCRIPTION	USABLE ON CODE	QTY INC IN UNITS	USMC QTY PER EQUIP
FIG. NO.	ITEM NO.	ARMY	AIR FORCE	NAVY	USMC	SSI	REPL FACTOR		REF NUMBER & MFR CODE			
BULK		PAFZZ	PAFZZ					6145-00-052-4624	WIRE, ELECTRICAL MILM16878/TYPE B 18 WHITE GREEN 81349		FT	V.
BULK		PAFZZ						6145-00-087-7691	WIRE, ELECTRICAL MILM16878/TYPE B 18/VIOLET 81349		FT	V.
BULK		PAFZZ						6145-00-087-9716	WIRE, ELECTRICAL MILM16878/TYPE B 18/YELLOW 81349		FT	V.
BULK		PAFZZ						6145-00-295-0804	WIRE, ELECTRICAL MW-C12(19)J0 81349		FT	V.
BULK		PAFZZ						6145-00-548-2718	WIRE, ELECTRICAL HWC18(16)J92 81349		FT	V.
BULK		PAFZZ						6145-00-617-0493	WIRE, ELECTRICAL MILM16878/TYPE B 18/WHITE/BROWN 81349		FT	V.
BULK		PAFZZ						6145-00-643-0651	WIRE, ELECTRICAL MILM16878/TYPE B 18/WHITE 81349		FT	V.
BULK		PAFZZ						6145-00-729-9264	WIRE, ELECTRICAL MILM16878/TYPE B 18/GRAY 81349		FT	V.
BULK		PAFZZ						6145-00-814-8127	WIRE, ELECTRICAL MILM16878/TYPE B 18/BLACK 81349		FT	V.
BULK		PAFZZ						6145-00-838-6612	WIRE, ELECTRICAL MILM16878/TYPE B 18/RED 81349		FT	V.
BULK		PAFZZ						6145-00-838-6613	WIRE, ELECTRICAL MILM16878/TYPE B 18/ORANGE 81349		FT	V.
BULK		PAFZZ						6145-00-849-5915	WIRE, ELECTRICAL MILM16878/TYPE B 18/BLUE 81349		FT	V.
BULK		PAFZZ						6145-00-851-0897	WIRE, ELECTRICAL MILM16878/TYPE B 18/BROWN 81349		FT	V.
BULK		PAFZZ						6145-00-851-0898	WIRE, ELECTRICAL MILM16878/TYPE B 18/WHITE/BLACK 81349		FT	V.
BULK		PAFZZ						6145-00-881-8177	WIRE, ELECTRICAL MILM16878/TYPE B 18/GREEN 81349		FT	V.
BULK		PAFZZ							WIRE, ELECTRICAL MILM16878/TYPE B 18/WHITE/RED 81349		FT	V.
BULK		PAFZZ							WIRE, ELECTRICAL MILM16878/TYPE B 18/WHITE/ORANGE 81349		FT	V.
BULK		PAFZZ							WIRE, ELECTRICAL MILM16878/TYPE B 18/WHITE/YELLOW 81349		FT	V.
BULK		PAFZZ							WIRE, ELECTRICAL MILM16878/TYPE B 18/WHITE/VIOLET 81349		FT	V.
BULK		PAFZZ							WIRE, ELECTRICAL MILM16878/TYPE B 18/WHITE/BLUE 81349		FT	V.

SECTION III
SPECIAL TOOLS LIST

NOT APPLICABLE

SECTION IV. NATIONAL STOCK NUMBER AND PART NUMBER INDEX

STOCK NUMBER	FIG.	ITEM	STOCK NUMBER	FIG.	ITEM
6115-00-007-9373	12	1	5310-00-045-5206	8	19
5307-00-007-9374	11	30	5310-00-045-5307	8	30
6115-00-010-0212	16	37	5310-00-045-5207	9	8
5962-00-010-8746	14	3	5310-00-050-3478	15	11
5310-00-012-0622	8	18	6115-00-051-1391	8	34
5305-00-013-2900	16	42		10A	
5310-00-013-4530	11	24	DELETED	12	5
5340-00-016-2365	4	5	6145-00-052-4624	13	
5310-00-016-7922	16	40	6625-00-054-2038	9	24
5306-00-018-0087	6	3	5330-00-056-8086	3	9
4720-00-021-3320	5	2	5905-00-056-9395	8	21
6115-00-021-3321	6	22	6140-00-059-3528	6	12
6115-00-021-3321	11	14	5305-00-059-4550	11	15
6115-00-021-3322	10	24	5305-00-059-4553	8	8
6115-00-021-3323	8	34	5310-00-061-0004	9	5
6115-00-021-3324	12	13	6625-00-065-5258	9	28
6115-00-021-3325	11	3	6210-00-065-5260	9	25
6115-00-021-3326	11	28	6625-00-065-5301	9	23
5935-00-021-3327	16	17	6115-00-065-8552	10	2
6115-00-021-3328	16	45	6115-00-065-8553	7	29
6115-00-021-3329	16	34	2990-00-065-8586	3	6
DELETED	16	10	2910-00-066-1233	5	1
6150-00-021-3332	7	8	2910-00-066-1234	4	3
6115-00-021-3333	7	20	2910-00-066-1235	4	1
2920-00-021-3335	7	14	5930-00-066-1275	10	17
2920-00-021-3337	7	17	6625-00-066-1278	9	37
5330-00-021-3339	7	19	6115-00-066-2437	16	36
5935-00-021-3342	7	24	5305-00-068-0500	18	1
5935-00-021-3343	8	27	5305-00-068-0500		
5935-00-021-3350	12	22	5305-00-058-0501	15	1
5935-00-021-3353	16	23	5305-00-068-0501	17	17
5935-00-021-3354	16	18	5305-00-068-0502	3	1
5340-00-026-4789	14	28	5305-00-068-0502	5	15
5305-00-042-6417	15	16	5305-00-068-0502	16	38
5310-00-045-3296	4	7	5305-00-068-0502	17	17
5310-00-045-3296	7	12	6130-00-070-8887	12	31
5310-00-045-3296	10	15	5305-00-071-2055	16	25
5310-00-045-3296	15	13	5310-00-071-2337	6	16
5310-00-045-3296	16	12	5305-00-071-2337	6	17
5310-00-045-3296	17	8	5305-00-071-2238	16	24
5310-00-045-3299	16	8	5305-00-071-2239	16	33
5310-00-045-4007	13	5	5975-00-073-4207	9	19
5310-00-045-4007	16	20	5975-00-074-2072	10	7
5310-00-045-4007	3	2	5305-00-079-4452	12	27
5310-00-045-4007	5	14	5310-00-080-9786	8	11
5310-00-045-4007	7	2	5310-00-080-9786	11	26
5310-00-045-4007	15	2	5306-00-082-0309	6	10
5310-00-045-4007	16	16	5940-00-082-4652	12	5
5310-00-045-4007	17	12	5930-00-083-2952	10	10
5310-00-045-4007	18	2	5905-00-084-9136	14	15

SECTION IV. NATIONAL STOCK NUMBER AND PART NUMBER INDEX

STOCK NUMBER	ITEM	FIG.	STOCK NUMBER	ITEM	FIG.
5310-00-087-7493	7	18	5940-00-204-8966	12	8
6145-00-087-7691	13		5940-00-204-8966	13	
6145-00-087-9716	13		5940-00-204-8966	BULK	
5305-00-088-9044	10	14		10A	
6645-00-089-8842	9	39	5310-00-209-0786	11	12
5340-00-103-8813	3	5	5310-00-209-0788	7	27
5905-00-104-8330	14	19	5310-00-209-0788	8	7
5905-00-105-7967	14	14	5310-00-209-0788	9	13
5905-00-110-0196	14	12	5310-00-209-0788	11	13
5905-00-111-4738	14	17	5310-00-209-0788	12	20
5905-00-111-4753	14	16	5310-00-209-0965	16	26
5940-00-113-8184	10A	9	5310-00-209-2172	16	27
5910-00-113-9449	14	5	7240-00-222-3088	4	14
5940-00-113-9825	5	6	5305-00-225-3839	7	23
5940-00-114-1310	BULK		5306-00-225-3839	16	15
5940-00-114-1314	2	4	5305-00-225-3840	18	5
5905-00-115-3365	14	22	5306-00-225-8497	6	18
5320-00-117-6394	9	3	5306-00-225-8497	17	13
5320-00-117-6394	11	8	5306-00-225-8498	4	9
6115-00-118-1595	18	3	5306-00-225-8498	6	14
5340-00-118-5045	7	3	5306-00-225-8498	7	25
5905-00-120-9152	14	13	5306-00-225-8498	18	41
5935-00-134-2308	10A	13	5306-00-225-8503	16	28
9905-00-135-4327	13	18	5306-00-225-9081	16	2
4820-00-136-1085	2	7	5961-00-225-9123	16	43
5905-00-138-4927	14	23	2805-00-226-7763	3	3
5905-00-141-0600	14	21	6145-00-226-9164	6	33
5905-00-141-1168	14	20	2805-00-228-6967	18	13
5940-00-143-4771	BULK		4730-00-231-5634	5	12
	10A	5	5975-00-235-4635	7	28
5940-00-143-4777	BULK		2910-00-236-6280	5	17
5940-00-143-4780	10A	7	5998-00-236-1868	13	19
5940-00-143-4794	BULK		5905-00-252-1673	14	18
5961-00-148-4501	14	9	4730-00-253-0631	2	9
5961-00-148-4501	14	9	5305-00-253-5621	2	3
6115-00-153-7192	16	35	5305-00-253-5621	5	5
6240-00-155-8714	9	26	5340-00-255-5047	18	12
5340-00-162-4037	4	13	5930-00-259-4646	9	51
5310-00-167-0721	7	11	5305-00-267-8953	17	11
5305-00-175-3230	6	20	5305-00-269-3213	1	2
5305-00-175-3230	17	5	5305-00-269-3213	3	10
5305-00-175-3230	19	4	5305-00-269-3213	15	8
5310-00-177-1156	11	10	5305-00-269-3214	15	5
5940-00-179-8242	11	17	5940-00-271-9504	6	32
6115-00-179-8314	18	7	5325-00-276-6228	13	
6115-00-179-8325	15	7	4730-00-277-5115	4	2
6140-00-179-8418	7		4730-00-278-4681	5	10
5999-00-186-3912	6	31	DELETED	12	7
4730-00-192-9480	2	8	5920-00-280-8334	8	9
5905-00-195-6824	12	7	5940-00-283-5280	10A	6

SECTION IV. NATIONAL STOCK NUMBER AND PART NUMBER INDEX

STOCK NUMBER	FIG.	ITEM	STOCK NUMBER	FIG.	ITEM
4730-00-289-5176	2	6	4010-00-554-8661	5	7
5325-00-290-3972	9	21	4210-00-555-8837		
6145-00-295-0804	BULK		5355-00-556-0145	9	22
5935-00-295-6403	7	7	5940-00-557-1629	BULK	
5310-00-337-8329	11	20	5310-00-559-0070	9	4
5340-00-359-5269	16	32	5310-00-559-0070	13	
5310-00-392-0860	3	4	5310-00-576-5752	8	31
5310-00-392-0860	18	4	5310-00-576-5752	13	
5365-00-402-4376	9	15	5910-00-577-1348	8	29
5365-00-402-5125	4		5910-00-577-1349	8	13
5140-00-405-9377	17	18	5910-00-577-1349	8	32
5310-00-407-9566	4	11	6145-00-578-7516	10A	1
5310-00-407-9566	6	2	6145-00-578-7517	10A	2
5310-00-407-9566	7	5	6145-00-578-7518	10A	3
5310-00-407-9566	16	3	5310-00-579-0079	12	3
5310-00-407-9566	17	14	5310-00-584-5272	15	3
5310-00-408-2561	4		5310-00-584-7996	11	7
5306-00-411-2405	17	3	3110-00-585-3296	16	31
5961-00-421-3002	14	6	5310-00-596-7691	8	3
5961-00-421-3002	14	6	5310-00-596-7691	9	31
5945-00-435-1833	12	18	5310-00-596-7691	10	18
9905-00-447-4138	17	6	5310-00-596-7691	11	19
9905-00-450-6958	11	1	5310-00-596-7691	12	24
5961-00-451-7492	14	7	5310-00-596-7693	8	20
5961-00-451-7492	14	7	5310-00-596-7693	9	16
5310-00-462-3008	6	9	5310-00-596-7693	10	4
5961-00-462-7165	14	24	5310-00-596-7693	13	8
5961-00-462-7165	14	24	4710-00-596-8731	4	6
9905-00-477-4125	6	21	5325-00-610-6861	14	1
9905-00-477-4131	11		5325-00-610-6861	14	1
9905-00-477-4137	6	23	5930-00-615-9376	9	41
9905-00-477-4139	7	31	5310-00-616-3554	9	10
6115-00-484-0501	16	4	5310-00-616-3554	10	23
5999-00-489-3625	12	15	5310-00-616-3554	12	17
5970-00-494-8285	10A	12	5310-00-616-3554	13	11
5975-00-497-2158	8	33	5315-00-616-5514	16	44
5975-00-497-2158	11	4	6145-00-617-0493	13	
5975-00-497-2158	12	14	5920-00617-8418	8	5
5340-00-498-7078	9	29	9905-00-617-9425	17	2
5340-00-498-7078	10	1	5940-00-620-9780	10A	11
5910-00-504-7418	8	13	5310-00-637-9541	3	8
5365-00-522-1880	2	2	5310-00-637-9541	6	5
5935-00-524-4705	16	19	5310-00-637-9541	15	15
5930-00-538-5508	9	48	4730-00-640-6330	5	11
5310-00-543-2410	9	53	5975-00-642-8937	6	28
5325-00-543-3237	9	2	6145-00-643-0651	13	
5325-00-543-3237	11	23	5905-00-643-5129	9	44
6145-00-548-2718	BULK		5905-00-643-5129	13	
5310-00-550-1130	11	11	5930-00-655-1514	9	45
4010-00-554-8661	2	5	5930-00-655-1518	9	40

SECTION IV. NATIONAL STOCK NUMBER AND PART NUMBER INDEX

STOCK NUMBER	ITEM	FIG.	STOCK NUMBER	ITEM	FIG.
5930-00-655-1582	9	42	5975-00-878-3791	6	27
5310-00-656-0111	13	14	5905-00-897-3635	14	30
6115-00-659-2786	10	21	5310-00-880-7744	4	12
5340-00-682-1878	15	18	5310-00-880-7744	6	19
5340-00-682-1878	17	9	5310-00-880-7744	7	4
5930-00-685-9521	12	6	6145-00-881-8177	13	
5320-00-687-3531	9	34	5910-00-882-0556	8	32
5905-00-702-0444	12	28	5306-00-884-8785	7	16
4210-00-708-0031			5310-00-839-2527	7	15
5961-00-712-5578	13	6	5310-00-830-2527	11	29
5975-00-727-5153	13		5310-00-889-2528	6	24
5975-00-727-5153	10A	17	5305-00-889-2997	9	7
6145-00-729-9264	13		5305-00-889-2997	10	25
5961-00-730-3284	14	11	5305-00-889-2999	9	17
5310-00-732-0558	3	7	5305-00-889-2999	13	15
5310-00-732-0558	15	14	5305-00-889-3000	7	26
5940-00-738-6272	7	32	5305-00-889-3000	13	21
5935-00-755-2895	13		5305-00-889-3000	16	21
5310-00-761-6882	5	13	5305-00-889-3001	13	4
5310-00-761-6882	6	25	5305-00-889-3116	12	16
5310-00-761-6882	7	1	5962-00-890-0784	14	3
5310-00-761-6882	17	16	5320-00-903-6786	17	1
5310-00-761-6882	18	9	5320-00-903-6786	10	2
5310-00-761-6882			5320-00-903-6767	7	30
6115-00-764-4623	6	6	5320-00-903-6767	8	36
6115-00-764-5465	6	13	5320-00-903-6767	10	12
6110-00-764-7621	13		5320-00-903-6767	11	2
5310-00-765-3197	13	2	5961-00-905-6577	14	25
5310-00-767-0445	6	7	5975-00-906-2414	10A	19
5310-00-768-0318	15	4	5950-00-910-9381	8	17
6115-00-781-4255	6	1	5340-00-914-7303	4	15
5905-00-781-9656	12	26	5975-00-924-9927	6	30
5975-00-794-2523	6	29	5925-00-927-5434	11	5
5320-00-800-5704	14	29	5340-00-929-3506	10	9
5310-00-602-4701	6	8	DELETED	16	9
5310-00-809-4058	15		4140-00-930-2539	16	30
6145-00-814-8127	13		6115-00-930-4817	16	1
5910-00-832-5026	14	31	4730-00-930-5355	5	9
5930-00-832-5174	9	49	6115-00-930-5777	8	1
6145-00-838-6612	13		6115-00-930-5778	16	45
6145-00-838-6613	3		DELETED	16	10
5975-00-842-5274	10A	18	6115-00-930-5789	8	34
6145-00-849-5915	13		6115-00-930-5790	8	34
6145-00-815-0897	13		4820-00-930-6624	5	16
6145-00-851-0898	13		5935-00-931-0382		
5310-00-851-2682	1	1	5935-00-931-0382	13	7
5310-00-851-2682	17	4	6115-00-933-2751	16	39
5310-00-851-2682			5310-00-934-9739	9	52
5925-00-854-6752	11	5	5310-00-934-9739	10	22
5910-00-850-8093	14	4	5310-00-934-9739	13	10

SECTION IV. NATIONAL STOCK NUMBER AND PART NUMBER INDEX

STOCK NUMBER	FIG.	ITEM	STOCK NUMBER	FIG.	ITEM
5310-00-934-9747	8	6	5305-00-989-6265	8	28
5310-00-934-9747	9	12	5305-00-989-6265	10	29
5310-00-934-9747	11	9	5305-00-989-7434	8	12
5310-00-934-9747	12	2	5305-00-989-7434	11	27
5310-00-934-9751	4	8	5305-00-989-7435	4	4
5310-00-934-9751	7	13	5305-00-989-7435	11	31
5310-00-934-9751	8	10	5305-00-990-6444	8	2
5310-00-934-9751	10	19	5305-00-990-6444	9	30
5310-00-934-9751	11	25	5305-00-990-6444	10	27
5310-00-934-9751	12	23	5305-00-990-6444	12	25
5310-00-934-9751	15	12	5305-00-990-6444	13	
5310-00-934-9751	17	7	5305-00-993-1848	7	10
5305-00-934-9755	8	22	5305-00-993-1848	8	15
5310-00-934-9757	9	9	5305-00-993-1848	11	18
5310-00-934-9757	10	8	5905-00-993-3175	12	29
5310-00-934-9757	13	9	6115-00-997-0786	8	1
5325-00-938-5669	11	16	5940-01-010-2898	10A	8
6115-00-940-0175	10	21	5940-01-013-8287	10A	10
5305-00-942-2196	6	4	6620-01-017-8765	9	38
5340-00-934-6047	7	9	2990-01-032-0757	3	
6115-00-945-7545	6	26	5310-01-037-8718	15	17
5310-00-950-1310	9	54	6130-01-043-6410	13	19
4730-00-950-8827	5	4	5340-01-048-3079	14	27
4730-00-950-8831	5	8	5310-01-053-1004	15	6
5940-00-951-0449	8	24	5340-01-053-7127	17	22
6115-00-951-0488	16	1	5310-01-062-4461	9	20
2905-00-952-3927	1	3	5940-01-065-3326	11	32
5320-00-954-0113	17	21	5340-01-078-9815	12	21
5305-00-957-6265	9	11	5999-01-096-6658	15	26
5961-00-957-6865	14	8	5305-01-092-8685	13	3
5305-00-958-4355	8	23	5310-01-095-4630	16	29
5305-00-958-6994	10A	14	6115-01-095-6976	16	14
5305-00-959-2689	15	19	5950-01-104-6342	13	1
5305-00-959-2689	17	10	5905-01-104-6342	13	1
5940-00-983-6067	12	10	5950-01-105-6315	13	16
5305-00-984-4983	12	19	5950-01-105-6315	13	16
5305-00-984-4984	11	6	5340-01-106-2400	10	20
5305-00-984-4988	9	35	5320-01-109-1381	13	17
5305-00-984-4989	8	25	5965-01-110-1415	16	13
5305-00-984-5680	7	21	2910-01-116-7101	5	3
5305-00-984-6191	10	3	6115-01-130-9676	16	5
5305-00-984-6191	13		9905-01-135-4328	13	20
5305-00-984-6191	16	6	5935-01-135-9976	10A	16
5305-00-984-6192	9	33	5340-01-136-5618	4	10
5305-00-984-6193	10	28	9905-01-144-7859	17	6
5305-00-984-6195	9	32	5355-01-151-7814	10	17A
5305-00-984-6213	16	11	6115-01-153-7192	16	35
5305-00-984-7352	17	10	6115-01-154-7066	9	36
5340-00-988-1162	4		6115-01-159-2700	16	5
5305-00-988-1725	12	12	5340-01-159-5972	17	20

SECTION IV. NATIONAL STOCK NUMBER AND PART NUMBER INDEX

STOCK NUMBER	ITEM	FIG.	STOCK NUMBER	ITEM	FIG.
5340-01-164-6592	16	7	5970-01-179-0204	16	22
6115-01-168-8936	16	1	5140-01-225-0388		
5365-01-169-3209	13		3040-01-226-8910	10	16
6115-01-171-5858	16	1	6145-01-226-9164	6	33

FSCM	PART NUMBER	STOCK NUMBER	FIG.	ITEM
88044	AN816-5-4	4730-00-277-5115	4	2
88044	AN961-416T	5310-00-177-1156	11	10
85323	BX5960	5905-01-104-6342	13	1
85323	BX5961	5950-01-105-6315	13	16
81349	CA36KFW103	5910-00-577-1349	8	13
81349	CA36KFW104	5910-00-504-7418	8	13
81349	CA37KFW103	5910-00-577-1348	8	29
81349	CA37KFW103	5910-00-577-1349	8	32
81349	CA37KFW104	5910-00-882-0556	8	32
79470	EPA134-96749	4920-00-930-6624	5	16
81349	F06A250V15A	5920-01-617-8418	8	5
81349	FR23-413178	4210-00-708-0031		
73616	GRB58	5975-00-924-9927	6	30
73616	GRC58KNURLED	5976-00-794-2523	6	29
82168	G35E-1	5940-00-271-9504	6	32
57771	GSA-4	5325-00-610-6861	14	1
81349	HWC18-(16)J92	6145-00-548-2718	BULK	
81349	JANIN3611	5961-00-957-6885	14	8
74999	J8492AB	5999-186-00-3912	6	32
81349	M22-03-00190FD	5905-00-643-5129	9	44
81349	M22-03-00191FD	5905-00-643-5129	13	
81349	M24066/2-107	5340-00-026-4789	14	28
81349	M24066/2-108	5340-01-048-3079	14	27
81349	M24243/4-A403	5320-01-109-1318	13	17
81349	M38527/02-017D	5998-01-194-9729	14	26
81349	M39014/2-1277	5910-00-113-9449	14	5
81349	M39014/2-1277	5910-00-858-8093	14	4
81349	M5086/1-14-9	6145-00-578-7516	10A	1
81349	M5086/1-16-9	6145-00-578-7517	10A	2
81349	M5086/1-16-9	6145-00-578-7518	10A	3
81349	M55155/209G01	5940-00-082-4652	12	5
81349	M5757/23	5945-00-435-1833	12	18
81349	M7444-3-1-1 1/4B		10A	15

SECTION IV. NATIONAL STOCK NUMBER AND PART NUMBER INDEX

FSCM	PART NUMBER	STOCK NUMBER	FIG.	ITEM
96906	MIL-B-11188/2	6140-00-059-3528	6	12
81349	MILC1283	7240-00-222-3088	4	14
81348	MILE52031	4210-00-555-8837		
81349	MIL17444		12	30
97403	MIL-M-3971/1-5	6645-00-083-8842	9	39
81349	MILR10509-3	5905-00-079-4452	12	27
81349	MILR10509-3	5905-00-702-0444	12	28
81349	MILR10509-3	5905-00-781-9656	12	26
81349	MILR10509-3	5905-00-993-3175	12	29
DELETED				
81349	MIL-R-1146	5975-00-878-3791	6	27
81349	MIL-R-6146-2-2	5975-00-642-8937	6	28
DELETED				
81349	MILT55155/12-4,SE 12-4			
81349	MILY55164-4	5940-00-983-6067	12	10
81349	MILW13486TYPE1CLA		7	6
81349	MILW16878/TYPE B 18/BLACK	6145-00-814-8127	13	
81349	MILW16878/TYPE B 18/BLUE	6145-00-849-5915	13	
81349	MILW16878/TYPE B 18/BROWN	6145-00-851-0897	13	
81349	MILW16878/TYPE B 18/GRAY	6145-00-729-9264	13	
81349	MILW16878/TYPE B 18/GREEN	6145-00-881-8177	13	
81349	MILW16878/TYPE B 18/ORANGE	6145-00-838-6613	13	
81349	MILW16878/TYPE B 18/RED	6145-00-838-6612	13	
81349	MILW16878/TYPE B 18/VIOLET	6145-00-087-7691	13	
81349	MILW16878/TYPE B 18/WHITE	6145-00-643-0651	13	
81349	MILW16878/TYPE B 18/WHITE/BLACK	6145-00-851-0898	13	
81349	MILW168/TYPE B 1318/WHITE/BLUE			
81349	MILW16878/TYPE B 18/WHITE/BROWN	6145-00-617-0493	13	
81349	MIUNW16878/TYPE B 18/WHITE/GREEN	6145-00-052-4624	13	
	MILW16878/TYPE B 18/WHITE/ORANGE		13	

TM5-6115-332-24P
 TO-35C2-3-424-24
 SECTION IV. NATIONAL STOCK NUMBER AND PART NUMBER INDEX

FSCM	PART NUMBER	STOCK NUMBER	FIG. NO.	ITEM NO.	FSCM	PART NUMBER	STOCK NUMBER	FIG. NO.	ITEM NO.
97403	13211E6908	6115-00-021-3321	11	4	97403	13212E8991		16	4
97403	13211E6906	5940-01-065-3326	11	32	97403	13212E8993	6115-01-168-8936	16	1
97403	13211E6910		11	33	97403	13212E8993		16	5
97403	13211E6911	5307-00-007-9374	11	30	97403	13212E8995	6115-00-930-5779	16	10
97403	13211E6912	9905-00-450-6958	11	1	97403	13212E9776		19	3
97403	13211E6913	5365-00-402-4376	9	15	97403	13212E9777		16	22
97403	13211E6914	5325-00-290-3972	9	21	97403	13212E9782		19	3
97403	13211E6915	6115-01-154-7066	9	36	97403	1.32E+213	5340-00-359-5269	16	32
97403	13211E6918	6625-00-066-1278	9	37	97403	13215E4086	2990-01-032-0757	3	
97403	13211E6919	6625-00-065-5258	9	28	97403	13215E4087		3	
97403	13211E6920	6210-00-065-5260	9	25	97403	13215E4091		3	
97403	13211E6921		8	37	97403	13215E4092		3	
97403	13211E6922		19	5	97403	13217E3698	5961-00-462-7165	14	24
97403	13211E6923		10	16	97403	13217E3700	5961-00-712-5578	13	6
97403	13211E6924	5340-01-106-2400	10	20	97403	13217E3701	5962-00-890-0784	14	3
97403	13211E6925	5930-00-066-1275	10	17	97403	13217E3708		14	26
97403	13211E6926		10	13	97403	13218E0098-12	4730-00-640-6330	5	11
97403	13211E6927		9	18	97403	13218E5005	5961-00-451-7492	14	7
97403	13211E6928	5930-00-083-2952	10	10	97403	13219E0884		14	
97403	13211E6931	5930-00-832-5174	9	48	97403	13219E0885		14	32
97403	13211E6934-1		9	46	97403	13219E0888		13	12
97403	13211E6934-2		9	19	97403	13219E0889		13	13
97403	13211E6936	6115-00-007-9373	12	1	97403	13219E0890	5950-01-104-6342	13	1
97403	13211E6938		12	9	97403	13219E0891		13	
9740333	13211E6940		12	4	97403	13219E0892	5325-00-610-6861	14	1
9740333	13211E6941	5935-00-021-3350	12	22	97403	13219E0893		14	2
97403	13211E6942	5340-01-078-9815	12	21	97403	13219E0894	5950-01-105-6315	13	16
97403	13211E6947	6130-00-070-8887	12	31	97403	13219E0896		13	19
97403	13211E6950	6115-00-021-3325	11	3	97403	13219E0897	5961-00-957-6885	14	8
97403	13211E6951-1	6115-00-051-3391	8	34	97403	13218E1000	5961-00-148-4501	14	9
97403			10A		97403	13219E1001	5961-00-421-3002	14	6
97403	13211E6951-2	6115-00-930-5789	8	34	97403	13219E1039	9905-00-135-4327	13	18
97403			10A		97403	13219E1040	9905-01-135-4328	13	20
97403	13211E6952-1	6115-00-021-3323	8	34	97403	13219E9739		13	
97403	13211E6952-2	6115-00-930-5790	8	34	81349	1N3826A	5961-00-905-6577	14	25
97403	13211E6953	6115-00-021-3324	12	13	4713	1N4003	5961-00-148-4501	14	9
97403	13211E6955	5940-00-620-9780	10A	11	13327	1N4141	5961-00-421-3002	14	6
97403	13211E6956	5970-00-494-8285	10A	12	4713	1N4744	5961-00-462-7165	14	24
97403	13211E6985	5975-00-073-4207	9	19	4713	1N5296	5961-00-451-7492	14	7
97403	13211E6992-1	6625-00-054-2038	9	24	78871	2113	5310-00-392-0880	3	4
97403	13211E6995-1	5310-01-053-1004	15	6	78871	2113	5310-00-392-0860	18	4
97403	13211E6995-2	5310-00-209-2172	16	27	31632	211969	6140-00-179-8418	7	
97403	13211E6995-3	5310-01-037-8718	15	17	7556	2500-38		13	19
97403	13211E6996	5340-00-988-1162	4		97403	2A042-2	2805-00-952-3927	1	3
97403	13211E7541	2910-00-066-1235	4	1	86684	2N2405	5961-00-730-3284	14	11
97403	13211E7542	4710-00-597-8731	4	6	2735	2N4347	5961-00-712-5578	13	6
97403	13211E7547	5310-00-408-2561	4		4009	39250-956-3	5355-01-151-7814	10	17A
97403	13212E3338		8	35	56289	600D686F075DJ4	5910-00-832-5026	14	31
97403	13212E3613	5340-00-914-7303	4	15	30554	69-576-1	6620-01-017-8785	9	38
97403	13212E8930	6115-00-930-5777	8	1	30554	70-1580	5975-00-235-4635	7	28
97403	13212E8932	5925-00-927-5434	11	5	30554	73-0506-10	9905-00-447-4138	17	6
97403	13212E8933	6115-00-659-2786	10	21	30554	73-0506-11	9905-01-144-7859	17	6
97403	13212E8975	6115-00-930-4817	16	1	77820	75-214824-115	5935-00-021-3353	16	23
97403	13212E8976	6115-00-930-5778	16	45	13103				
97403	13212E8977		16	35	91506	8080-1G1	5935-00-931-0382	13	7

By Order of the Secretaries of the Army and the Air Force:

JOHN A. WICKHAM, JR.
General, United States Army
Chief of Staff

Official:

R. L. DILWORTH
Brigadier General, United States Army
The Adjutant General

CHARLES A. GABRIEL, General USAF
Chief of Staff

Official:

EARL T. O'LOUGHLIN
General, USAF, Commander, Air Force
Logistics Command

DISTRIBUTION:

To be distributed in accordance with DA Form 12-25A, Organizational, and Direct Support and General Support Maintenance Requirements for Generator Set, Gas Driven, Tactical, Skid Mounted, 120/240V, 1 PH, 120/208V, 3PH, 5KW (60HZ: MEP-017A; 400HZ: MEP-022A).



THEN... JOT DOWN THE DOPE ABOUT IT ON THIS FORM, CAREFULLY TEAR IT OUT, FOLD IT AND DROP IT IN THE MAIL!

SOMETHING WRONG WITH THIS PUBLICATION?

FROM: (PRINT YOUR UNIT'S COMPLETE ADDRESS)
PFC JOHN DOE
COA, 3d ENGINEER BN
FT. L. LEONARDWOOD, MD 63108
 DATE SENT

PUBLICATION NUMBER: **TM 5-6115-332-24P**
 PUBLICATION DATE: **1 May 86**
 PUBLICATION TITLE: **Generator Set, 5KW, AC, 120/240 V Single Phase, 120/208V**

BE EXACT... PIN-POINT WHERE IT IS				IN THIS SPACE TELL WHAT IS WRONG AND WHAT SHOULD BE DONE ABOUT IT:
PAGE NO.	PARA-GRAPH	FIGURE NO.	TABLE NO.	
6	2-1 a			<i>In line 6 of paragraph 2-1a the manual states the engine has <u>6</u> cylinders. The engine on my set only has <u>4</u> cylinders. Change the manual to show <u>4</u> cylinders.</i>
B1		4-3		<i>Callout 16 on figure 4-3 is pointing at a <u>bolt</u>. In key to figure 4-3, item 16 is called a <u>shim</u> - Please correct one or the other.</i>
125	line 20			<i>I ordered a gasket, item 19 on figure B-16 by NSN 2 910-00-762-3001. I got a gasket but it doesn't fit. Supply says I got what I ordered, so the NSN is wrong. Please give me a good NSN</i>

PRINTED NAME, GRADE OR TITLE, AND TELEPHONE NUMBER: **JOHN DOE, PFC (268) 317.7111**
 SIGN HERE: **JOHN DOE**

DA FORM 2028-2
 1 JUL 79

PREVIOUS EDITIONS ARE OBSOLETE.
 DRSTS-M Overprint 1, 1 Nov 80

P.S.--IF YOUR OUTFIT WANTS TO KNOW ABOUT YOUR RECOMMENDATION MAKE A CARBON COPY OF THIS AND GIVE IT TO YOUR HEADQUARTERS.

TEAR ALONG PERFORATED LINE.

FILL IN YOUR
UNIT'S ADDRESS

FOLD BACK

DEPARTMENT OF THE ARMY

OFFICIAL BUSINESS
PENALTY FOR PRIVATE USE \$300

POSTAGE AND FEES PAID
DEPARTMENT OF THE ARMY
DOD 314



TEAR ALONG PERFORATED LINE

COMMANDER
U S ARMY TROOP SUPPORT COMMAND
ATTN: AMSTR-MCTS
4300 GOODFELLOW BOULEVARD
ST. LOUIS, MO 63120-1798

RECOMMENDED CHANGES TO EQUIPMENT TECHNICAL PUBLICATIONS



SOMETHING WRONG WITH THIS PUBLICATION?

THEN... JOT DOWN THE DOPE ABOUT IT ON THIS FORM. CAREFULLY TEAR IT OUT, FOLD IT AND DROP IT IN THE MAIL!

FROM: (PRINT YOUR UNIT'S COMPLETE ADDRESS)

DATE SENT

PUBLICATION NUMBER
TM 5-6115-332-24P

PUBLICATION DATE
1 May 86

PUBLICATION TITLE Generator Set,
5 KW, AC, 120/240 V Single Phase,
120/208 V

BE EXACT... PIN-POINT WHERE IT IS

PAGE NO.	PARA-GRAPH	FIGURE NO.	TABLE NO.

IN THIS SPACE TELL WHAT IS WRONG AND WHAT SHOULD BE DONE ABOUT IT:

TEAR ALONG PERFORATED LINE

PRINTED NAME, GRADE OR TITLE, AND TELEPHONE NUMBER

SIGN HERE:

DA FORM 2028-2
1 JUL 79

PREVIOUS EDITIONS ARE OBSOLETE.
DRSTS-M Overprint 2, 1 Nov 80.

P.S.--IF YOUR OUTFIT WANTS TO KNOW ABOUT YOUR RECOMMENDATION MAKE A CARBON COPY OF THIS AND GIVE IT TO YOUR HEADQUARTERS.

FILL IN YOUR
UNIT'S ADDRESS

FOLD BACK

DEPARTMENT OF THE ARMY

OFFICIAL BUSINESS
PENALTY FOR PRIVATE USE \$300

POSTAGE AND FEES PAID
DEPARTMENT OF THE ARMY
DOD 314



TEAR ALONG PERFORATED LINE

COMMANDER
U S ARMY TROOP SUPPORT COMMAND
ATTN: AMSTR-MCTS
4300 GOODFELLOW BOULEVARD
ST. LOUIS, MO 63120-1798

RECOMMENDED CHANGES TO EQUIPMENT TECHNICAL PUBLICATIONS

SOMETHING WRONG WITH THIS PUBLICATION?



THEN... JOT DOWN THE DOPE ABOUT IT ON THIS FORM, CAREFULLY TEAR IT OUT, FOLD IT AND DROP IT IN THE MAIL!

FROM: (PRINT YOUR UNIT'S COMPLETE ADDRESS)

DATE SENT

PUBLICATION NUMBER
TM 5-6115-332-24P

PUBLICATION DATE
1 May 86

PUBLICATION TITLE Generator Set,
5 KW, AC, 120/240 V Single Phase,
120/208 V

BE EXACT... PIN-POINT WHERE IT IS

PAGE NO.	PARA-GRAPH	FIGURE NO.	TABLE NO.

IN THIS SPACE TELL WHAT IS WRONG AND WHAT SHOULD BE DONE ABOUT IT:

PRINTED NAME, GRADE OR TITLE, AND TELEPHONE NUMBER

SIGN HERE:

DA FORM 2028-2
1 JUL 79

PREVIOUS EDITIONS ARE OBSOLETE.
DRSTS-M Overprint 2, 1 Nov 80.

P.S.--IF YOUR OUTFIT WANTS TO KNOW ABOUT YOUR RECOMMENDATION MAKE A CARBON COPY OF THIS AND GIVE IT TO YOUR HEADQUARTERS.

TEAR ALONG PERFORATED LINE

FILL IN YOUR
UNIT'S ADDRESS

FOLD BACK

DEPARTMENT OF THE ARMY

OFFICIAL BUSINESS
PENALTY FOR PRIVATE USE \$300

POSTAGE AND FEES PAID
DEPARTMENT OF THE ARMY
DOD 314



TEAR ALONG PERFORATED LINE

COMMANDER
U S ARMY TROOP SUPPORT COMMAND
ATTN: AMSTR-MCTS
4300 GOODFELLOW BOULEVARD
ST. LOUIS, MO 63120-1798

RECOMMENDED CHANGES TO EQUIPMENT TECHNICAL PUBLICATIONS



THEN... JOT DOWN THE DOPE ABOUT IT ON THIS FORM. CAREFULLY TEAR IT OUT. FOLD IT AND DROP IT IN THE MAIL!

SOMETHING WRONG WITH THIS PUBLICATION?

FROM: (PRINT YOUR UNIT'S COMPLETE ADDRESS)

DATE SENT

PUBLICATION NUMBER
TM 5-6115-332-24P

PUBLICATION DATE
1 May 86

PUBLICATION TITLE Generator Set,
5 KW, AC, 120/240 V Single Phase,
120/208 V

BE EXACT... PIN-POINT WHERE IT IS

PAGE NO.	PARA-GRAPH	FIGURE NO.	TABLE NO.

IN THIS SPACE TELL WHAT IS WRONG AND WHAT SHOULD BE DONE ABOUT IT:

TEAR ALONG PERFORATED LINE

PRINTED NAME, GRADE OR TITLE, AND TELEPHONE NUMBER

SIGN HERE:

DA FORM 2028-2
1 JUL 79

PREVIOUS EDITIONS ARE OBSOLETE.
DRSTS-M Overprint 2, 1 Nov 80.

P.S.--IF YOUR OUTFIT WANTS TO KNOW ABOUT YOUR RECOMMENDATION MAKE A CARBON COPY OF THIS AND GIVE IT TO YOUR HEADQUARTERS.

FILL IN YOUR
UNIT'S ADDRESS

FOLD BACK

DEPARTMENT OF THE ARMY

OFFICIAL BUSINESS
PENALTY FOR PRIVATE USE \$300

POSTAGE AND FEES PAID
DEPARTMENT OF THE ARMY
DOD 314



TEAR ALONG PERFORATED LINE

COMMANDER
U S ARMY TROOP SUPPORT COMMAND
ATTN: AMSTR-MCTS
4300 GOODFELLOW BOULEVARD
ST. LOUIS, MO 63120-1798

The Metric System and Equivalents

Linear Measure

1 centimeter = 10 millimeters = .39 inch
 1 decimeter = 10 centimeters = 3.94 inches
 1 meter = 10 decimeters = 39.37 inches
 1 dekameter = 10 meters = 32.8 feet
 1 hectometer = 10 dekameters = 328.08 feet
 1 kilometer = 10 hectometers = 3,280.8 feet

Weights

1 centigram = 10 milligrams = .15 grain
 1 decigram = 10 centigrams = 1.54 grains
 1 gram = 10 decigram = .035 ounce
 1 dekagram = 10 grams = .35 ounce
 1 hectogram = 10 dekagrams = 3.52 ounces
 1 kilogram = 10 hectograms = 2.2 pounds
 1 quintal = 100 kilograms = 220.46 pounds
 1 metric ton = 10 quintals = 1.1 short tons

Liquid Measure

1 centiliter = 10 milliliters = .34 fl. ounce
 1 deciliter = 10 centiliters = 3.38 fl. ounces
 1 liter = 10 deciliters = 33.81 fl. ounces
 1 dekaliter = 10 liters = 2.64 gallons
 1 hectoliter = 10 dekaliters = 26.42 gallons
 1 kiloliter = 10 hectoliters = 264.18 gallons

Square Measure

1 sq. centimeter = 100 sq. millimeters = .155 sq. inch
 1 sq. decimeter = 100 sq. centimeters = 15.5 sq. inches
 1 sq. meter (centare) = 100 sq. decimeters = 10.76 sq. feet
 1 sq. dekameter (are) = 100 sq. meters = 1,076.4 sq. feet
 1 sq. hectometer (hectare) = 100 sq. dekameters = 2.47 acres
 1 sq. kilometer = 100 sq. hectometers = .386 sq. mile

Cubic Measure

1 cu. centimeter = 1000 cu. millimeters = .06 cu. inch
 1 cu. decimeter = 1000 cu. centimeters = 61.02 cu. inches
 1 cu. meter = 1000 cu. decimeters = 35.31 cu. feet

Approximate Conversion Factors

To change	To	Multiply by	To change	To	Multiply by
inches	centimeters	2.540	ounce-inches	newton-meters	.007062
feet	meters	.305	centimeters	inches	.394
yards	meters	.914	meters	feet	3.280
miles	kilometers	1.609	meters	yards	1.094
square inches	square centimeters	6.451	kilometers	miles	.621
square feet	square meters	.093	square centimeters	square inches	.155
square yards	square meters	.836	square meters	square feet	10.764
square miles	square kilometers	2.590	square meters	square yards	1.196
acres	square hectometers	.405	square kilometers	square miles	.386
cubic feet	cubic meters	.028	square hectometers	acres	2.471
cubic yards	cubic meters	.765	cubic meters	cubic feet	35.315
fluid ounces	milliliters	29.573	cubic meters	cubic yards	1.308
pints	liters	.473	milliliters	fluid ounces	.034
quarts	liters	.946	liters	pints	2.113
gallons	liters	3.785	liters	quarts	1.057
ounces	grams	28.349	liters	gallons	.264
pounds	kilograms	.454	grams	ounces	.035
short tons	metric tons	.907	kilograms	pounds	2.205
pound-feet	newton-meters	1.356	metric tons	short tons	1.102
pound-inches	newton-meters	.11296			

Temperature (Exact)

°F Fahrenheit
temperature

5/9 (after
subtracting 32)

Celsius °C
temperature

